



PENGUINS

2009-10 Youngstown State Men's Basketball Game Notes

2009-10 SCHEDULE

| Date | Opponent | Time |
|---------|------------------------------|-----------|
| Nov. 13 | at Xavier [^] | 7:30 p.m. |
| Nov. 15 | HIRAM | 4:05 p.m. |
| Nov. 18 | KENT STATE (DH) | 7:35 p.m. |
| Nov. 21 | at Saint Peter's (N.J.) | 2 p.m. |
| Nov. 24 | GENEVA | 7:05 p.m. |
| Nov. 28 | at Pittsburgh ^{\$} | Noon |
| Dec. 3 | at Detroit [*] | 7:05 p.m. |
| Dec. 5 | at Wright State [*] | 7 p.m. |
| Dec. 16 | at Saint Francis (Pa.) | 7 p.m. |
| Dec. 19 | at Green Bay [*] | 3 p.m. |
| Dec. 22 | HIGH POINT | 7:05 p.m. |
| Dec. 30 | ROBERT MORRIS | 7:05 p.m. |
| Jan. 2 | CLEVELAND STATE* (DH) | 7:05 p.m. |
| Jan. 7 | UIC [*] | 7:05 p.m. |
| Jan. 9 | LOYOLA [*] | 7:05 p.m. |
| Jan. 14 | at Valparaiso [*] | 8:05 p.m. |
| Jan. 16 | at Butler [*] | 2 p.m. |
| Jan. 22 | MILWAUKEE*% | 7 p.m. |
| Jan. 24 | GREEN BAY* | 2:05 p.m. |
| Jan. 27 | NC CENTRAL | 7:05 p.m. |
| Jan. 30 | at Cleveland State*% | 4 p.m. |
| Feb. 4 | at Loyola [*] | 8 p.m. |
| Feb. 6 | at UIC [*] | 4 p.m. |
| Feb. 11 | BUTLER [*] | 7:05 p.m. |
| Feb. 13 | VALPARAISO* | 7:05 p.m. |
| Feb. 15 | at Milwaukee [*] | 8 p.m. |
| Feb. 20 | at ESPN Bracketbusters | TBA |
| Feb. 25 | WRIGHT STATE* (DH) | 7:35 p.m. |
| Feb. 27 | DETROIT* (DH) | 7:05 p.m. |
| March 2 | HL First Round | TBA |
| March 5 | HL Quarterfinals | TBA |
| March 6 | HL Semifinals | TBA |
| March 9 | HL Championship# | 9 p.m. |

All Times Eastern

* Horizon League Game

[^] Game Broadcast on Fox Sports Ohio

^{\$} Game Broadcast on ESPN Regional, FSN Pittsburgh

% Game Broadcast Nationally on ESPNU

Game Broadcast Nationally on ESPN

GAME 1 | FRIDAY, Nov. 13, 2009 | 7:30 P.M. | FOX SPORTS OHIO

**YOUNGSTOWN STATE
PENGUINS (0-0)**



VS.

**XAVIER
MUSKETEERS (0-0)**



CINCINNATI, OHIO • CINTAS CENTER

RADIO: 570 WKBN AM

PLAY-BY-PLAY: ROBB SCHMIDT

TV: FOX SPORTS OHIO

PLAY-BY-PLAY: BRAD JOHANSEN

COLOR ANALYSIS: STEVE WOLF

PENGUINS OPEN CAMPAIGN AT SWEET 16 PARTICIPANT XAVIER ON FOX SPORTS OHIO

OPENING NOTES

- Youngstown State begins its 80th season of basketball competition against Sweet 16 participant Xavier on Friday evening.
- Youngstown State and Xavier are meeting for just the fourth time in history and the first time in 60 years. Xavier owns a 3-0 advantage in the all-time series.
- The Penguins return 10 letterwinners and four starters from last season's 11-19 team.
- Youngstown State returns 87.6 percent of its scoring, 84.3 percent of its rebounding and 99.4 percent of its 3-point scoring.
- The Penguins top four scorers return from last season - senior Kelvin Bright (11.4 ppg), senior DeAndre Mays (10.7 ppg), junior Vytas Sulskis (10.3 ppg) and senior Sirlester Martin (9.6 ppg) - and their top rebounder - Martin (7.3 rpg). Martin also ranked second in the Horizon League in rebounds per game.
- Youngstown State Head Coach Jerry Slocum is one of 16 active coaches with more than 600 career victories. He currently ranks seventh among active Division I coaches with 621 career wins.
- The Penguins were predicted to finish seventh in the Horizon League in the league's preseason poll, but picked to finish fifth by Basketball Times.
- Senior DeAndre Mays was named to the Horizon League All-Newcomer Team last season after averaging 10.7 points and 3.5 assists per game. He also ranked tied for fifth in the league in assists per game.
- Junior Vytas Sulskis has scored 579 career points and needs 421 more to become the 32nd player in school history to score 1,000 career points.

YOUNGSTOWN STATE

SPORTS INFORMATION

Youngstown State University
One University Plaza
Youngstown, OH 44555

Men's Basketball Contact: Jamie Hall
Office Phone: (330) 941-1581
Cell Phone: (330) 540-5417
Email: jehall@ysu.edu
Fax: (330) 941-3191

PROBABLE STARTERS

1
DeAndre Mays
Guard
PPG RPG APG
10.7 4.2 3.5

5
Sirlester Martin
Forward
PPG RPG APG
9.6 7.3 1.2

14
Kelvin Bright
Guard
PPG RPG APG
11.4 2.4 1.4

32
Tom Parks
Forward
PPG RPG APG
4.7 1.8 0.4

42
Dallas Blocker
Forward
PPG RPG APG
4.4 3.1 0.9

YOUNGSTOWN STATE

STATISTICAL COMPARISON (2008-09)

| | YSU | XU |
|----------------------------|-------|------|
| Overall Record | 11-19 | 27-8 |
| League Record | 7-11 | 12-4 |
| Streak | L3 | L1 |
| Total Points | 1981 | 2508 |
| Points Allowed | 2067 | 2165 |
| Scoring Average | 66.0 | 71.7 |
| Avg. Points Allowed | 68.9 | 61.9 |
| FG Made | 709 | 847 |
| FG Attempts | 1712 | 1846 |
| FG Percentage | 41.4 | 45.9 |
| 3PT Made | 165 | 239 |
| 3PT Attempts | 490 | 607 |
| 3PT Percentage | 33.7 | 39.4 |
| FT Made | 398 | 575 |
| FT Attempts | 612 | 851 |
| FT Percentage | 65.0 | 67.6 |
| Rebound Average | 35.5 | 39.4 |
| Assist Average | 13.0 | 13.3 |
| Turnover Average | 13.4 | 14.6 |
| Steals Average | 5.6 | 5.3 |
| Blocks Average | 3.5 | 5.1 |

CAREER GAMES PLAYED/STARTED

| Player | GP | GS | CGP | CGS |
|------------------|----|----|-----|-----|
| Vytas Sulskis | 60 | 38 | 60 | 0 |
| Vance Cooksey | 58 | 27 | 18 | 0 |
| Dan Boulder | 35 | 0 | 13 | 0 |
| Zack Rebillot | 33 | 7 | 12 | 0 |
| Kelvin Bright | 30 | 22 | 30 | 0 |
| Sirlester Martin | 30 | 23 | 30 | 14 |
| DeAndre Mays | 30 | 29 | 30 | 19 |
| Tom Parks | 25 | 13 | 14 | 13 |
| Ashen Ward | 29 | 8 | 12 | 1 |
| Dallas Blocker | 20 | 0 | 0 | 0 |
| Eddie D'Haiti | 0 | 0 | 0 | 0 |

GP: Games Played | **GS:** Games Started

CGP/CGS: Consecutive Games Played/Started

570 WKBN • YSU RADIO HOME

YSU men's basketball is carried live on 570 WKBN. Follow the Penguins all season with broadcasts that start 20 minutes prior to tipoff. Robb Schmidt calls all the action.

ALL-TIME RECORD

YSU owns an all-time record of 975-975 in its 79th season of basketball. The Penguins have played a total of 1,949 games since the 1927-28 season.

PENGUINS IN OVERTIME

YSU has an all-time record of 26-49 in all overtime games. The last time Youngstown State played an overtime game was against Detroit on Jan. 31, 2009.

Youngstown State Men's Basketball Roster

| No. | Name | Pos. | Ht. | Wt. | Yr. | Hometown/Previous School/High School |
|-----|------------------|------|-----|-----|------|--|
| 1 | DeAndre Mays | G | 6-2 | 185 | Sr. | Dallas, Texas/Hill College/Samuell |
| 3 | Sheldon Brogdon | G | 6-0 | 170 | Fr. | Warren, Ohio/Warren G. Harding |
| 4 | Vance Cooksey | G | 6-0 | 170 | Jr. | Chicago, Ill./Marian Catholic |
| 5 | Sirlester Martin | F | 6-7 | 210 | Sr. | Memphis, Tenn./Walters State/Carver |
| 14 | Kelvin Bright | G | 6-4 | 185 | Sr. | Silver Spring, Md./Hagerstown CC/James Blake |
| 20 | Ashen Ward | G | 6-3 | 225 | So | Cleveland, Ohio/Villa Angela-St. Joseph |
| 21 | Zack Rebillot | F | 6-6 | 200 | Sr. | Canton, Ohio/McKinley |
| 22 | Lamar McKnight | F | 6-5 | 205 | Fr. | Bedford, Ohio/St. Peter's Chanel |
| 24 | Eddie D'Haiti | F | 6-8 | 215 | RFr. | Orlando, Fla./Oak Ridge |
| 32 | Tom Parks | F | 6-6 | 200 | Jr. | Cheyenne, Wyo./Sheridan College/Central |
| 33 | Dan Boudler | F | 6-8 | 240 | Jr. | Louisville, Ohio/Louisville |
| 34 | Andy Timko | G | 6-3 | 205 | So. | Youngstown, Ohio/Westminster/McDonald |
| 40 | Damian Eargle | F | 6-7 | 210 | So. | Youngstown, Ohio/UNCG/Warren Harding |
| 42 | Dallas Blocker | F | 6-9 | 235 | Sr. | Topeka, Kan./Cloud County CC/Seaman |
| 44 | Vytas Sulskis | G | 6-7 | 200 | Jr. | Vilnius, Lithuania/The Rock (Fla.) |

Head Coach

Jerry Slocum (Kings, N.Y., 1975), Fifth Season at YSU • 41-78 | 35th Overall • 621-403

Assistant Coaches

Michael Wernicki (Pittsburgh, 1996), Fifth Season

Brian DePaoli (Clarion, 2000), Fifth Season

Byron Thorne (Penn State-Behrend), Fifth Season

Director of Basketball Operations

Jason Pacanowski (Southern Illinois, 2006), Second Season

A Win Will

- Improve YSU to 1-0 overall.
- Mark YSU's first win over Xavier.
- Mark YSU's first win in the Cintas Center.
- Be YSU's first season-opening win since a 74-50 victory over Central Michigan on Nov. 8, 2006.
- Mark the Penguins' first season-opening win on an opponent's court since a 64-63 win at Saint Francis (Pa.) on Nov. 18, 2000.
- Mark Head Coach Jerry Slocum's 622nd career victory and his 42nd at Youngstown State.
- YSU's 976th victory in the program's history.

SCOUTING XAVIER

Xavier, the defending Atlantic-10 champion, returns eight letterwinners and two starters from last season's 27-8 squad that reached the Sweet 16 of the NCAA Tournament. Senior Jason Love is the Musketeers top returning scorer with 6.7 points per game. Junior guard Dante' Jackson is the other returning starter and averaged 6.6 points per game last season. Sophomore Jordan Crawford, a transfer from Indiana, is eligible this season.

YSU-XAVIER CONNECTION

Youngstown State and Xavier are connected through the Musketeers sophomore center Kenny Frease. Frease's mother, Margaret (Porter), played women's basketball at Youngstown State from 1981-85.

SLOCUM IN SELECT COMPANY

Youngstown State Head Coach Jerry Slocum is in some pretty elite company. Slocum, who has 621 career wins, is one of eight active Division I head coaches with more than 600 career victories and ranks seventh among that group.

MAYS NAMED TO ALL-NEWCOMER TEAM

Senior DeAndre Mays became the third Youngstown State player in four years to be named to the Horizon League All-Newcomer Team. Mays, a native of Dallas, Texas, is averaged 10.7 points,

YOUNGSTOWN STATE

2008-09 Horizon League Final Standings

| Team | HL | | | Overall | | |
|------------------|----|----|------|---------|----|------|
| | W | L | Pct. | W | L | Pct. |
| Butler | 15 | 3 | .833 | 26 | 6 | .813 |
| Green Bay | 13 | 5 | .722 | 22 | 11 | .667 |
| Cleveland State | 12 | 6 | .667 | 26 | 11 | .703 |
| Wright State | 12 | 6 | .667 | 20 | 13 | .606 |
| Milwaukee | 11 | 7 | .611 | 17 | 14 | .548 |
| Youngstown State | 7 | 11 | .389 | 11 | 19 | .367 |
| UIC | 7 | 11 | .389 | 16 | 15 | .516 |
| Loyola | 6 | 12 | .333 | 14 | 18 | .438 |
| Valparaiso | 5 | 13 | .278 | 9 | 22 | .290 |
| Detroit | 2 | 16 | .111 | 7 | 23 | .233 |

2008-09 Horizon League Awards

Player of the Year -- Matt Howard, Butler

Newcomer of the Year -- Gordon Hayward, Butler

Defensive Player of the Year -- Cedric Jackson, CSU

Sixth Man of the Year -- Ryan Tillema, Green Bay

Coach of the Year -- Brad Stevens, Butler

First-Team

Matt Howard, Butler
 J'Nathan Bullock, Cleveland State
 Ryan Tillema, Green Bay
 Gordon Hayward, Butler
 Josh Mayo, UIC

Second-Team

Cedric Jackson, Cleveland State
 Todd Brown, Wright State
 Rahmon Fletcher, Green Bay
 Tone Boyle, Milwaukee
 Urule Igbavboa, Valparaiso

Upcoming Horizon League Schedule

Nov. 14

Davidson at Butler 2 p.m.
 UIS at UIC 4 p.m.
 Green Bay vs. Samford 5 p.m.
 Wright State vs. Portland State 7:30 p.m.

Nov. 15

Western Michigan at Detroit 3 p.m.
 Hiram at Youngstown State 4 p.m.
 Valparaiso at North Carolina] 4 p.m.
 Green Bay at Kent State 4 p.m.
 Wright State vs. Belmont 7:30 p.m.

Nov. 16

Wilmington at Cleveland State 11:30 a.m.
 Milwaukee vs. Western Kentucky 5:30 p.m.

Nov. 17

Milwaukee at LSU or vs. Indiana State 5:30/8 p.m.
 Canisius at Loyola 8 p.m.

Nov. 18

UIC at Central Michigan 7 p.m.
 Kent State at Youngstown State 7:30 p.m.
 Northern Michigan at Green Bay 8 p.m.
 Butler at Northwestern 8 p.m.

4.2 rebounds and 3.5 assists per game. His 3.5 assists per game ranked tied for fifth in the Horizon League while 10.7 points per game ranked 20th. He also averaged 11.4 points per game against Horizon League opponents. The other two Penguins named to the Horizon League All-Newcomer Team under Head Coach Jerry Slocum were Vytas Sulskis (2007-08) and Keston Roberts (2005-06).

SULSKIS CLOSING IN ON 1,000

Junior Vytas Sulskis is inching his way toward becoming the 32nd player in school history to score 1,000 career points. Sulskis, who has scored 579 points in his first two campaigns, needs 421 more to reach 1,000.

MARTIN CLEANED THE GLASS

Last season, senior Sirlester Martin was a dominant force on the boards. The 6-foot-7 forward lead the Penguins and ranked second in the league with 7.3 rebounds per game. He posted four double-doubles and recorded 10-or-more rebounds six times.

A BRIGHT IDEA

Senior Kelvin Bright turned in a solid first season with the Penguins last year. The Silver Spring, Md., native lead the Guins and ranked 16th in the Horizon League with 11.4 points per game. He scored in double figures a team-best 17 times, including a career-high 27 against Butler on

Game-by-Game Starters

| | Point | Guard | Guard | Forward | Forward |
|--------|-------|-------|-------|---------|---------|
| Xavier | | | | | |

DOUBLE-FIGURE SCORING GAMES

| Player | Season | Career | 20+ |
|------------------------|--------|--------|-----|
| Kelvin Bright (Sr.) | 0 | 17 | 4 |
| DeAndre Mays (Sr.) | 0 | 15 | 2 |
| Sirlester Martin (Sr.) | 0 | 15 | 1 |
| Vytas Sulskis (Jr.) | 0 | 26 | 6 |
| Tom Parks (Jr.) | 0 | 6 | 0 |
| Vance Cooksey (Jr.) | 0 | 11 | 1 |
| Dallas Blocker (Sr.) | 0 | 2 | 0 |
| Ashen Ward (So.) | 0 | 1 | 0 |
| Dan Boudler | 0 | 1 | 0 |

DOUBLE-DOUBLES (PTS.-REBS.)

| Player | Season | Career |
|------------------------|--------|--------|
| Sirlester Martin (Sr.) | 0 | 4 |
| Dan Boudler (Jr.) | 0 | 1 |

DOUBLE-FIGURE REBOUND GAMES

| Player | Season | Career |
|------------------------|--------|--------|
| Sirlester Martin (Jr.) | 0 | 6 |
| Dan Boudler (So.) | 0 | 1 |
| Vytas Sulskis (So.) | 0 | 1 |

YOUNGSTOWN STATE



HEAD COACH JERRY SLOCUM

(KINGS COLLEGE, N.Y.)

41-78, FIFTH SEASON

621-403, 35TH SEASON

| Year | School | Record | Pct. |
|---------------|-------------------|----------------|-------------|
| 2008-09 | YSU | 11-19 | .367 |
| 2007-08 | YSU | 9-21 | .300 |
| 2006-07 | YSU | 14-17 | .452 |
| 2005-06 | YSU | 7-21 | .250 |
| Totals | 4 seasons | 41-78 | .345 |
| 2004-05 | Gannon | 18-11 | .621 |
| 2003-04 | Gannon | 22-8 | .733 |
| 2002-03 | Gannon | 20-10 | .667 |
| 2001-02 | Gannon | 21-7 | .750 |
| 2000-01 | Gannon | 22-8 | .733 |
| 1999-00 | Gannon | 23-5 | .821 |
| 1998-99 | Gannon | 19-9 | .679 |
| 1997-98 | Gannon | 16-11 | .593 |
| 1996-97 | Gannon | 18-9 | .667 |
| Totals | 9 seasons | 179-78 | .696 |
| 1995-96 | Geneva | 24-7 | .774 |
| 1994-95 | Geneva | 26-6 | .812 |
| 1993-94 | Geneva | 28-4 | .875 |
| 1992-93 | Geneva | 28-3 | .903 |
| 1991-92 | Geneva | 27-7 | .794 |
| 1990-91 | Geneva | 21-9 | .700 |
| 1989-90 | Geneva | 22-9 | .710 |
| 1988-89 | Geneva | 20-15 | .571 |
| 1987-88 | Geneva | 6-21 | .222 |
| Totals | 9 seasons | 202-81 | .714 |
| 1986-87 | Nyack | 22-8 | .733 |
| 1985-86 | Nyack | 21-9 | .700 |
| 1984-85 | Nyack | 25-8 | .758 |
| 1983-84 | Nyack | 21-9 | .700 |
| 1982-83 | Nyack | 20-13 | .606 |
| 1981-82 | Nyack | 20-12 | .625 |
| 1980-81 | Nyack | 17-11 | .607 |
| 1979-80 | Nyack | 10-21 | .323 |
| 1978-79 | Nyack | 8-24 | .250 |
| 1977-78 | Nyack | 8-21 | .276 |
| 1976-77 | Nyack | 17-14 | .548 |
| 1975-76 | Nyack | 10-16 | .385 |
| Totals | 12 Seasons | 199-166 | .545 |
| Totals | 34 Seasons | 621-403 | .606 |

MILESTONE WINS

- 621 • YSU 68, Saint Peter's 64 | 2/21/09
- 600 • YSU 72, Wright State 57 | 2/22/07
- 500 • Gannon 72, Edinboro 69 | 11/20/01
- 400 • Geneva 74, MSU-Northern 69 | 1995-96
- 300 • Geneva 89, Ohio Valley 48 | 1992-93
- 200 • Geneva 71, Bethany 66 | 1987-88

Dec. 6, 2008. He was also named the Horizon League Player of the Week on Jan. 12, 2009, after averaging 45 points in two games against UIC (23 points) and Loyola (22) on Jan. 8 and Jan. 10, respectively.

BLOCKER'S BACK

Youngstown State senior Dallas Blocker is back in the lineup after battling cancer at the end of last season and this past summer. Blocker, who averaged 4.4 points and 3.1 rebounds per game, was diagnosed with cancer on Feb. 12 and missed the Penguins' last seven games. After two surgeries and chemotherapy, Blocker was given a clean bill of health on Sept. 11.

TOUGH SCHEDULING

Youngstown State has put together pretty rugged schedule for itself in 2009-10. The Penguins are taking on five teams that made the 2009 NCAA Tournament, three opponents that finished in the ESPN/USA Today Top 25 poll and seven teams that won at least 20 games last season.

SULSKIS CLOSED OUT STRONG

Junior Vytas Sulskis finished the 2008-09 campaign on a high note. Over the last 10 games of the season, Sulskis averaged 12.7 points per game and scoring in double figures in eight of those contests.

SATURDAY IN THE PARKS

Junior Tom Parks took full advantage of his opportunity for more playing time. The Cheyenne, Wyo., native averaged 7.5 points per game over the last 14 games of the year scoring a total of 105 points. In his first 11 appearances, he scored a total of 12 points. Parks also shot 40.3 percent from behind the 3-point line, including 45.7 percent against Horizon League opponents.

COOKSEY IS CHARITABLE

Over the course of his 59-game career, Vance Cooksey has been the Penguins' best free-throw shooter. Last season, he led the team with a .760 free-throw percentage (38-of-50). During his freshman campaign, Cooksey owned an impressive free-throw percentage of .797 (55-of-69). His current career free-throw percentage is .782 and ranks tied for ninth all-time.

MAYS COMIN' TO PLAY

Over the last seven games of last season, senior DeAndre Mays was impressive. Mays averaged 11 points, 3.4 assists and 4.4 rebounds per game. Against Green Bay on Feb. 12, Mays lit up the Phoenix for a game-high 21 points on 5-of-11 shooting from the field. He also made 10-of-14 shots from the free-throw line. The Dallas, Texas, native poured in 15 points in the 70-68 win over Milwaukee on Feb. 14. He scored 13 points against Saint Peter's on Feb. 21.

JUST A WALK IN THE PARK

Junior Tom Parks became the Penguins' top 3-point threat in the second half of last season. Parks, who made just three 3-pointers in his first 11 games, made 28 treys over the last 14 games. Twice he made five 3-pointers in a game - both times against UIC on Feb. 7 and March 3.

SULSKIS CLIMBIN' 3-POINT CHART

Junior Vytas Sulskis is quickly moving his way up the YSU all-time 3-pointers made list. With 39 3-pointers last season and 46 during his freshman campaign, Sulskis has a total of 87 career 3-pointers made, which is tied for 10th all-time.

GUINS INK KENDRICK PERRY DURING EARLY SIGNING PERIOD

Youngstown State signed Kendrick Perry, a 6-foot point guard, to a National Letter-of-Intent during the early signing period. Perry, who hails from Orlando, Fla., was a preseason first-team all-conference and all-district selection. Over the summer, he led his AAU team to a third-place finish at the national tournament.

YOUNGSTOWN STATE

The Last Time It Happened...

Scored more than 90 points: 96 vs. Allegheny • Nov. 22, 2008
Scored 100-or-more points: 106 vs. Slippery Rock • Dec. 3, 2003
Scored 100-or-more points (Conference game): 116 vs. Western Illinois • Jan. 25, 2001 (Mid-Continent)
Scored 100-or-more points (Non-conference game): 106 vs. Slippery Rock • Dec. 3, 2003
Opponent scored 100-or-more points: 100 by Charlotte • Dec. 21, 2008
Opponent scored 90-or-more points: 100 by Charlotte • Dec. 21, 2008
Both Scored 100 points: 116-121 YSU at Western Illinois • Jan. 25, 2001
A win by One Point: 85-84 vs. Milwaukee • Feb. 14, 2004
A loss by One Point: 60-59 at Wright State • Jan. 3, 2009
A win by 20 points: (21) 81-60 vs. Lock Haven • Dec. 29, 2008
A win by 30 points: (37) 96-59 vs. Allegheny • Nov. 22, 2008
A 20-point loss: (21) 78-57 at Butler • Feb. 26, 2008
A 30-point loss: (31) 83-52 at UCLA • Nov. 12, 2007
Held an opponent under 50 points: 49, at Loyola • Feb. 5, 2009
Held an opponent under 40 points: 36, Lock Haven • Dec. 5, 2006
Held to under 50 points: 49 vs. Maryland • Nov. 18, 2008
Held to less than 40 points: 39 vs. Milwaukee • Jan. 7, 2008
Won in overtime: 71-68 vs. Chicago State • Jan. 20, 2001
Won in double overtime: 71-68 vs. Chicago State • Jan. 20, 2001
Lost in overtime: 68-64 vs. Detroit • Jan. 31, 2009
Lost in multi-overtimes: 79-78 vs. Siena (4 OT) • Dec. 14, 2004
Shot 50% from the field: 57.8 (26-45) at Detroit • Jan. 1, 2009
Shot 60% from the field: 62.9 (39-62) vs. Green Bay • Jan. 5, 2006
Shot under 35% from the field: 32.7 (18-55) vs. Akron, Jan. 26, 2009
Shot under 25% from the field: 24.5 (12-49) vs. Milwaukee • Jan. 7, 2008
Held Opponent Under 30%: 25.0 (17-68) at Loyola, Feb. 5, 2009
Shot 80% from the FT line: 80.0 (12-15) at Cleveland State • Feb. 18, 2009
Shot 90% from the FT line: 1.000 (17-17) vs. Butler • Dec. 6, 2008
Shot 100% from the FT line: (17-17) vs. Butler • Dec. 6, 2008
Made 30-or-more Free Throws: 33 (43 attempts) at Western Illinois • Jan. 25, 2001
Attempted More Than 40 FTs: 43 (26 made) vs. Buffalo • Dec. 7, 2002
Shot Less Than 50 Percent from the Free-Throw Line: 33.3 (6-18) vs. Allegheny • Nov. 22, 2008
Made 35 Field Goals: 40 vs. Allegheny • Nov. 22, 2008
Attempted 70 Field Goals: 73 vs. Lock Haven • Dec. 29, 2008
Attempted 25 3-pointers: 28 vs. UIC • March 3, 2009
Made 10 3-point field goals: 12 at UIC • Feb. 7, 2009
No 3-point field goals: vs. Loyola (0-14) • Jan. 10, 2009
Had 40-or-more rebounds: 42 at Milwaukee • Jan. 15, 2009
Had 50-or-more rebounds: 50 vs. Lock Haven • Dec. 29, 2008
Had 20-or-more assists: 20 vs. Allegheny • Nov. 22, 2008
Had 15-or-more steals: 20 vs. Allegheny • Nov. 22, 2008
Had 10 blocked shots: 10 vs. IPFW • Feb. 23, 2002
No one in double figures: vs. Detroit • Feb. 28, 2004
Shot 50 percent in both halves: vs. Green Bay (50.0-61.9) • Feb. 20, 2008
Led by double digits at halftime and lost: at Wright State (13) • Jan. 3, 2009
Trailed by double figures at halftime and won: Kent State (14) • Dec.

15, 2001

Five Players Scored in Double Figures in the Same Game: DeAndre Mays (19), Vytas Sulskis (13), Kelvin Bright (12), Jack Liles (12), Ashen Ward (11), Vance Cooksey (10) vs. Allegheny • Nov. 22, 2008
Six Players Scored in Double Figures in the Same Game: DeAndre Mays (19), Vytas Sulskis (13), Kelvin Bright (12), Jack Liles (12), Ashen Ward (11), Vance Cooksey (10) vs. Allegheny • Nov. 22, 2008
10-game winning streak: 10 • 1/20/1971 to 12/29/1971
10-game losing streak: 10 • 12/29/2004 to 1/26/2005
Played a Ranked Team: at No. 23 Butler • Feb. 26, 2009
Played a Ranked Team at Home: No. 12 Butler • Jan. 19, 2008
Player Played Every Minute: Kelvin Bright at Detroit • Jan. 1, 2009
Player scored 30-or-more points: Keston Roberts (31) vs. Detroit • Feb. 27, 2007
Player scored 35-or-more points: Quin Humphrey (35) vs. Wright State • Feb. 22, 2007
Player scored 40-or-more points: Reggie Kemp (46) vs. Wright State • Feb. 6, 1993
Player scored 50-or-more points: Tilman Bevely (55) vs. Tennessee Tech • Jan. 26, 1986
Three players scored 20+ points: Ryan Patton (32), Desmond Harrison (21), Stephen Flores (24) at Western Illinois • Jan. 25, 2001
Two players scored 20+ points: Vance Cooksey (24) and Kelvin Bright (21) at Kent State • Dec. 15, 2008
Player had 15-plus rebounds: John Barber (15) vs. UIC • Jan. 3, 2008
Player shot 100% from free-throw line (minimum eight made): Quin Humphrey (8-8) at James Madison • Dec. 19, 2006
Player had 10-or-more assists: Derrick Harris (12) at Canisius • Feb. 16, 2006
Player had 6-or-more steals: Marlon Williamson (6) at UMKC • Dec. 21, 2002
Player made 6-or-more 3-point field goals: Quin Humphrey (8) vs. Detroit • Feb. 14, 2007
Player attempted 10-or-more free throws: DeAndre Mays (14) vs. Green Bay • Feb. 12, 2009
Player made 10-or-more free throws: DeAndre Mays (10) vs. Green Bay • Feb. 12, 2009
Player recorded 5-or-more blocks: Jack Liles (5) at Green Bay • Feb. 8, 2007
Player had a double-double: Sirlvester Martin (12 points, 13 rebounds) at Cleveland State • Feb. 18, 2009
Player had a double-double in Points and Assists: Derrick Harris (10 points, 12 assists) at Canisius • Feb. 18, 2006
Two Players had double-figure rebounds: Jack Liles (13) and Quin Humphrey (12) at Green Bay • Feb. 8, 2007
Player led team in Points, Rebounds and Assists: Jack Liles (12 points, eight rebounds, three assists) at Maryland • Nov. 18, 2008
Player made a half-court shot: Mikko Niemi at Saint Francis (Pa.) End of first half • Nov. 28, 2007
Held a 20-Plus Rebound Margin Advantage: 24 vs. Lock Haven (50-26) • Dec. 29, 2008
Trailed by 20 in Rebound Margin: 20 at Michigan State (39-18) • Nov. 9, 2006
Lost on a shot as time expired: at Loyola (69-68) • Jan. 31, 2008

YOUNGSTOWN STATE

2008-09 Results and Individual Leaders

| Date | Opponent | Result | Points Leader | Rebounds Leader | Assists Leader |
|---------|----------------------|------------|-----------------------|-----------------------|----------------------|
| Nov. 15 | BUFFALO | L, 62-70 | (14) Sirlester Martin | (11) Sirlester Martin | (4) DeAndre Mays |
| Nov. 18 | at Maryland | L, 49-73 | (12) Jack Liles | (8) Jack Liles | (3) Jack Liles |
| Nov. 22 | ALLEGHENY | W, 96-59 | (19) DeAndre Mays | (13) Jack Liles | (3) DeAndre Mays |
| Nov. 25 | at Robert Morris | L, 72-74 | (24) Vytas Sulskis | (6) Dallas Blocker | (6) Vytas Sulskis |
| Nov. 29 | SAINT FRANCIS (Pa.) | L, 65-66 | (22) Vytas Sulskis | (9) Sirlester Martin | (5) DeAndre Mays |
| Dec. 4 | VALPARAISO* | L, 57-68 | (13) Kelvin Bright | (11) Sirlester Martin | (4) Vytas Sulskis |
| Dec. 6 | BUTLER* | L, 71-79 | (27) Kelvin Bright | (9) Sirlester Martin | (3) DeAndre Mays |
| Dec. 15 | at Kent State | L, 74-82 | (24) Vance Cooksey | (9) Sirlester Martin | (3) Vytas Sulskis |
| Dec. 19 | at High Point | W, 64-61 | (14) Kelvin Bright | (13) Jack Liles | (6) Vance Cooksey |
| Dec. 21 | at Charlotte | L, 80-100 | (14) Jack Liles | (4) Dallas Blocker | (5) Vance Cooksey |
| Dec. 29 | LOCK HAVEN | W, 81-60 | (20) Vytas Sulskis | (4) Kelvin Bright | (5) DeAndre Mays |
| Jan. 1 | at Detroit* | W, 80-78 | (18) Jack Liles | (4) DeAndre Mays | (8) DeAndre Mays |
| Jan. 3 | at Wright State* | L, 59-60 | (19) DeAndre Mays | (4) Kelvin Bright | (5) Kelvin Bright |
| Jan. 8 | UIC* | W, 80-70 | (15) DeAndre Mays | (13) Jack Liles | (5) DeAndre Mays |
| Jan. 10 | LOYOLA* | L, 57-68 | (23) Kelvin Bright | (9) Sirlester Martin | (4) Ashen Ward |
| Jan. 15 | at Milwaukee* | L, 50-69 | (22) Kelvin Bright | (8) Jack Liles | (3) DeAndre Mays |
| Jan. 17 | at Green Bay* | L, 61-78 | (22) DeAndre Mays | (8) Dallas Blocker | (3) Ashen Ward |
| Jan. 23 | CLEVELAND STATE* | W, 64-60 | (10) Jack Liles | (4) DeAndre Mays | (4) DeAndre Mays |
| Jan. 26 | AKRON | L, 53-67 | (12) Sirlester Martin | (4) Vytas Sulskis | (4) Vytas Sulskis |
| Jan. 29 | WRIGHT STATE* | L, 61-67 | (22) DeAndre Mays | (3) Kelvin Bright | (3) Kelvin Bright |
| Jan. 31 | DETROIT* | LOT, 64-68 | (18) Jack Liles | (6) DeAndre Mays | (3) Ashen Ward |
| Feb. 5 | at Loyola* | W, 60-49 | (18) DeAndre Mays | (9) Sirlester Martin | (3) DeAndre Mays |
| Feb. 7 | at UIC* | W, 68-60 | (15) Tom Parks | (11) Sirlester Martin | (2) DeAndre Mays |
| Feb. 12 | GREEN BAY* | W, 77-73 | (15) Vytas Sulskis | (7) Sirlester Martin | (4) Sirlester Martin |
| Feb. 14 | MILWAUKEE* | W, 70-68 | (14) Vytas Sulskis | (7) Sirlester Martin | (2) Sirlester Martin |
| Feb. 18 | at Cleveland State* | L, 54-58 | (15) Vytas Sulskis | (7) Jack Liles | (2) DeAndre Mays |
| Feb. 21 | SAINT PETER'S (N.J.) | W, 68-64 | (18) Vytas Sulskis | (6) DeAndre Mays | (2) Mikko Niemi |
| Feb. 26 | at Butler* | L, 57-78 | (15) Sirlester Martin | (6) Zack Rebillot | (2) Dallas Blocker |
| Feb. 28 | at Valparaiso* | L, 59-67 | (13) Sirlester Martin | (7) Sirlester Martin | (2) Vytas Sulskis |
| March 3 | vs. UIC\$ | L, 68-73 | (20) Vytas Sulskis | (6) DeAndre Mays | (5) DeAndre Mays |

| Record | Overall | Home | Away | Neutral |
|----------------------|---------|------|------|---------|
| All Games | 11-19 | 7-9 | 4-10 | 0-0 |
| Horizon League Games | 7-11 | 4-5 | 3-6 | 0-0 |
| Non-League Games | 4-7 | 3-3 | 1-4 | 0-0 |

*- Horizon League Game

\$ - Horizon League Tournament Game

YOUNGSTOWN STATE

2008-09 Team Game-by-Game Statistics


| Game | Score | FG-FGA | Pct. | 3PT-3PTA | Pct. | FT-FTA | Pct. | O-D-R | PF | A | TO | B | S | Half |
|-------------------------|---------------|--------------|--------------|--------------|--------------|--------------|-----------------|-----------------|-----------|-----------|-----------|-----------|-----------|--------------|
| Buffalo | 62-70 | 29-69 | .420 | 4-8 | .500 | 8-16 | .500 | 19-32-51 | 19 | 15 | 15 | 8 | 5 | 24-30 |
| Youngstown State | 23-65 | .354 | 0-18 | .111 | 14-23 | .609 | 13-26-39 | 18 | 10 | 10 | 8 | 5 | 5 | |
| Youngstown State | 49-73 | 19-57 | .333 | 0-13 | .000 | 11-19 | .579 | 17-28-45 | 23 | 11 | 23 | 5 | 8 | 18-37 |
| at Maryland | | 24-59 | .407 | 4-12 | .333 | 21-28 | .750 | 11-23-34 | 20 | 12 | 15 | 6 | 13 | |
| Allegheny | 96-59 | 23-49 | .469 | 5-12 | .417 | 8-17 | .471 | 7-30-37 | 20 | 15 | 29 | 3 | 6 | 39-25 |
| Youngstown State | 40-83 | .482 | 10-27 | .370 | 6-18 | .333 | 21-24-45 | 17 | 20 | 10 | 5 | 5 | 20 | |
| Youngstown State | 72-74 | 26-51 | .510 | 7-12 | .583 | 13-17 | .765 | 10-19-29 | 23 | 17 | 14 | 2 | 4 | 45-30 |
| at Robert Morris | | 21-47 | .447 | 7-18 | .389 | 25-32 | .781 | 11-18-29 | 19 | 15 | 12 | 1 | 7 | |
| Saint Francis (Pa.) | 65-66 | 26-51 | .510 | 8-15 | .533 | 6-10 | .600 | 12-22-34 | 16 | 16 | 12 | 2 | 3 | 31-40 |
| Youngstown State | 23-60 | .383 | 8-19 | .421 | 11-17 | .647 | 17-15-32 | 12 | 17 | 7 | 3 | 2 | 2 | |
| Valparaiso | 57-68 | 23-51 | .451 | 6-16 | .375 | 16-24 | .667 | 14-24-38 | 19 | 15 | 20 | 0 | 9 | 35-32 |
| Youngstown State | 18-52 | .346 | 10-25 | .400 | 11-20 | .550 | 12-18-30 | 23 | 12 | 21 | 3 | 10 | 10 | |
| Butler | 71-79 | 25-56 | .446 | 9-20 | .450 | 20-25 | .800 | 8-17-25 | 16 | 14 | 10 | 3 | 8 | 28-39 |
| Youngstown State | 23-50 | .460 | 8-22 | .364 | 17-17 | 1.000 | 5-24-29 | 22 | 15 | 19 | 7 | 6 | 6 | |
| Youngstown State | 74-82 | 28-64 | .438 | 4-15 | .267 | 14-20 | .700 | 13-25-38 | 21 | 15 | 19 | 5 | 9 | 31-29 |
| at Kent State | | 29-56 | .518 | 2-13 | .154 | 22-32 | .688 | 9-25-34 | 18 | 12 | 15 | 1 | 12 | |
| Youngstown State | 64-61 | 26-73 | .356 | 3-8 | .375 | 9-17 | .529 | 22-26-48 | 16 | 14 | 9 | 4 | 10 | 31-31 |
| at High Point | | 23-59 | .390 | 6-18 | .333 | 9-21 | .429 | 14-30-44 | 18 | 13 | 13 | 17 | 5 | |
| Youngstown State | 80-100 | 30-68 | .441 | 9-19 | .474 | 11-19 | .579 | 13-18-31 | 19 | 18 | 12 | 2 | 3 | 34-54 |
| at Charlotte | | 37-60 | .617 | 8-23 | .348 | 18-24 | .750 | 6-30-36 | 16 | 22 | 11 | 4 | 7 | |
| Lock Haven | 81-60 | 24-54 | .444 | 5-16 | .313 | 7-16 | .438 | 5-21-26 | 10 | 15 | 14 | 3 | 8 | 54-31 |
| Youngstown State | 33-73 | .452 | 4-17 | .235 | 11-16 | .688 | 21-29-50 | 16 | 17 | 11 | 1 | 9 | 9 | |
| Youngstown State | 80-78 | 26-45 | .578 | 4-7 | .571 | 24-32 | .750 | 8-21-29 | 20 | 9 | 14 | 2 | 4 | 35-41 |
| at Detroit | | 28-50 | .560 | 6-13 | .462 | 16-24 | .667 | 5-12-17 | 26 | 12 | 11 | 4 | 7 | |
| Youngstown State | 59-60 | 23-49 | .469 | 6-14 | .429 | 7-12 | .583 | 9-19-27 | 20 | 12 | 15 | 1 | 5 | 33-20 |
| at Wright State | | 20-47 | .426 | 4-16 | .250 | 16-23 | .696 | 11-21-32 | 16 | 10 | 12 | 0 | 6 | |
| UIC | 80-70 | 29-58 | .500 | 5-17 | .294 | 7-14 | .500 | 11-20-31 | 19 | 12 | 10 | 5 | 4 | 31-38 |
| Youngstown State | 26-58 | .448 | 6-17 | .353 | 22-26 | .846 | 14-20-34 | 15 | 15 | 8 | 3 | 4 | 4 | |
| Loyola | 57-68 | 22-46 | .478 | 10-15 | .667 | 14-25 | .560 | 11-23-34 | 23 | 15 | 13 | 3 | 6 | 22-28 |
| Youngstown State | 21-53 | .396 | 0-14 | .000 | 15-21 | .714 | 12-20-32 | 23 | 7 | 10 | 5 | 5 | 5 | |
| Youngstown State | 50-69 | 17-62 | .274 | 3-14 | .214 | 13-20 | .650 | 20-22-42 | 19 | 8 | 15 | 7 | 3 | 22-32 |
| at Milwaukee | | 24-59 | .407 | 3-17 | .176 | 18-23 | .783 | 15-28-43 | 20 | 10 | 11 | 6 | 7 | |
| Youngstown State | 61-78 | 21-63 | .333 | 5-20 | .250 | 14-21 | .667 | 20-17-37 | 20 | 8 | 16 | 1 | 6 | 24-40 |
| at Green Bay | | 26-51 | .510 | 5-13 | .385 | 21-23 | .913 | 8-27-35 | 21 | 17 | 16 | 4 | 8 | |
| Cleveland State | 64-60 | 22-58 | .379 | 2-17 | .118 | 14-20 | .650 | 18-22-40 | 21 | 13 | 19 | 3 | 10 | 29-25 |
| Youngstown State | 24-53 | .453 | 1-7 | .143 | 15-26 | .577 | 11-20-31 | 18 | 10 | 14 | 3 | 8 | 8 | |
| Akron | 53-67 | 20-57 | .351 | 6-19 | .316 | 21-26 | .808 | 13-28-41 | 23 | 11 | 9 | 3 | 7 | 27-29 |
| Youngstown State | 18-55 | .327 | 5-19 | .263 | 12-24 | .500 | 15-25-40 | 20 | 5 | 13 | 1 | 2 | 2 | |
| Wright State | 61-67 | 20-47 | .426 | 8-17 | .471 | 19-24 | .792 | 5-22-27 | 19 | 13 | 8 | 4 | 4 | 26-28 |
| Youngstown State | 22-52 | .423 | 7-16 | .438 | 10-18 | .556 | 9-24-33 | 20 | 15 | 12 | 6 | 3 | 3 | |
| Detroit | 64-68 | 26-57 | .456 | 2-9 | .222 | 14-25 | .560 | 14-22-36 | 27 | 13 | 14 | 2 | 5 | 28-27 |
| Youngstown State | 21-48 | .438 | 5-20 | .250 | 17-27 | .630 | 8-24-32 | 24 | 14 | 13 | 3 | 4 | 4 | |
| Youngstown State | 60-49 | 22-48 | .458 | 4-13 | .308 | 12-19 | .632 | 10-33-43 | 21 | 14 | 21 | 6 | 5 | 24-30 |
| at Loyola | | 17-68 | .250 | 3-25 | .120 | 12-17 | .706 | 22-20-42 | 17 | 7 | 12 | 2 | 8 | |
| Youngstown State | 68-60 | 25-56 | .446 | 12-22 | .545 | 6-10 | .600 | 10-26-36 | 19 | 15 | 14 | 2 | 5 | 44-27 |
| at UIC | | 16-52 | .308 | 5-14 | .357 | 23-28 | .821 | 13-24-37 | 16 | 7 | 13 | 2 | 7 | |
| Green Bay | 77-73 | 25-56 | .446 | 6-20 | .300 | 17-25 | .680 | 12-23-35 | 25 | 13 | 14 | 0 | 5 | 38-22 |
| Youngstown State | 23-48 | .479 | 7-14 | .500 | 24-39 | .615 | 9-24-33 | 21 | 15 | 11 | 2 | 5 | 5 | |
| Milwaukee | 70-68 | 25-57 | .439 | 11-25 | .440 | 7-9 | .778 | 12-23-35 | 15 | 13 | 11 | 1 | 5 | 36-41 |
| Youngstown State | 26-59 | .441 | 8-15 | .533 | 10-15 | .667 | 14-20-34 | 13 | 14 | 10 | 4 | 3 | 3 | |
| Youngstown State | 54-58 | 20-46 | .435 | 2-7 | .286 | 12-15 | .800 | 8-26-34 | 21 | 13 | 17 | 3 | 5 | 23-34 |
| at Cleveland State | | 21-56 | .375 | 2-13 | .154 | 14-22 | .636 | 15-19-34 | 19 | 14 | 12 | 4 | 15 | |
| Saint Peter's (N.J.) | 68-64 | 21-50 | .420 | 7-17 | .412 | 15-23 | .652 | 7-22-29 | 21 | 9 | 9 | 4 | 4 | 32-30 |
| Youngstown State | 22-58 | .379 | 6-17 | .353 | 18-26 | .692 | 16-25-41 | 19 | 15 | 9 | 3 | 3 | 3 | |
| Youngstown State | 57-78 | 19-53 | .358 | 3-14 | .214 | 16-24 | .667 | 7-18-25 | 22 | 8 | 8 | 2 | 4 | 28-38 |
| at Butler | | 28-51 | .549 | 5-15 | .333 | 17-26 | .654 | 9-31-40 | 19 | 17 | 11 | 2 | 5 | |
| Youngstown State | 59-67 | 20-50 | .400 | 6-17 | .353 | 13-19 | .684 | 14-23-37 | 21 | 12 | 19 | 1 | 5 | 24-20 |
| at Valparaiso | | 23-48 | .479 | 7-20 | .350 | 14-22 | .636 | 7-20-27 | 18 | 14 | 13 | 5 | 12 | |
| UIC | 68-73 | 25-58 | .431 | 7-13 | .538 | 16-18 | .889 | 12-28-40 | 16 | 12 | 10 | 2 | 3 | 25-35 |
| Youngstown State | 24-60 | .400 | 10-28 | .357 | 10-15 | .667 | 9-21-30 | 19 | 15 | 7 | 4 | 3 | 3 | |

YOUNGSTOWN STATE

UPDATED PLAYER INFORMATION

#1 • DEANDRE MAYS | SR. | G
6-2 • 185 • DALLAS, TEXAS

#3 • SHELDON BROGDON | FR. | G
6-0 • 170 • WARREN, OHIO



CAREER BESTS

Points22 at Green Bay (1/17/09)
 Rebounds 8 vs. Akron (1/26/09)
 FT Made10 vs. Green Bay (2/12/09)
 FG Made.....8 vs. Allegheny (11/22/08)
 3-Pt. FG Made..... 2 vs. Valparaiso (12/4/06)
 Assists 8 at Charlotte (12/21/08)
 Steals4 at High Point (12/19/08)
 Blocks..... 2 vs. Valparaiso (12/4/08)
 Minutes38, twice
m.r. vs. UIC (1/8/09)

SEASON BESTS

Points22 at Green Bay (1/17/09)
 Rebounds 8 vs. Akron (1/26/09)
 FT Made10 vs. Green Bay (2/12/09)
 FG Made.....8 vs. Allegheny (11/22/08)
 3-Pt. FG Made..... 2 vs. Valparaiso (12/4/06)
 Assists 8 at Charlotte (12/21/08)
 Steals4 at High Point (12/19/08)
 Blocks..... 2 vs. Valparaiso (12/4/08)
 Minutes38, twice
m.r. vs. UIC (1/8/09)



CAREER BESTS

Points0
 Rebounds0
 FT Made0
 FG Made.....0
 3-Pt. FG Made.....0
 Assists0
 Steals0
 Blocks.....0
 Minutes0

SEASON BESTS

Points0
 Rebounds0
 FT Made0
 FG Made.....0
 3-Pt. FG Made.....0
 Assists0
 Steals0
 Blocks.....0
 Minutes0

2008-09 GAME-BY-GAME STATISTICS:

| Opponent | FG-A | 3FG-A | FT-A | O-D-T | PF | TP | A | TO | BK | S | MIN |
|---------------------|------|-------|-------|-------|----|----|---|----|----|---|-----|
| Buffalo | 3-7 | 0-1 | 2-2 | 2-2-4 | 4 | 8 | 4 | 1 | 0 | 1 | 23 |
| at Maryland | 5-10 | 0-2 | 1-2 | 2-5-7 | 3 | 11 | 3 | 5 | 0 | 1 | 33 |
| Allegheny | 8-12 | 0-2 | 3-5 | 5-2-7 | 3 | 19 | 3 | 2 | 1 | 1 | 33 |
| at Robert Morris | 0-5 | 0-0 | 2-2 | 1-0-1 | 5 | 2 | 5 | 3 | 0 | 2 | 28 |
| Saint Francis (Pa.) | 2-7 | 1-1 | 1-2 | 3-0-3 | 3 | 6 | 3 | 2 | 0 | 1 | 34 |
| Valparaiso | 4-9 | 2-4 | 0-2 | 0-3-3 | 3 | 10 | 3 | 4 | 2 | 2 | 31 |
| Butler | 3-6 | 3-5 | 0-0 | 0-1-1 | 5 | 9 | 3 | 4 | 0 | 0 | 30 |
| at Kent State | 1-3 | 0-1 | 2-2 | 0-3-3 | 2 | 4 | 3 | 4 | 0 | 0 | 22 |
| at High Point | 5-16 | 1-2 | 2-4 | 3-4-7 | 2 | 13 | 5 | 1 | 0 | 4 | 34 |
| at Charlotte | 1-2 | 0-0 | 1-2 | 1-1-2 | 0 | 3 | 8 | 2 | 1 | 1 | 21 |
| Lock Haven | 6-14 | 1-4 | 0-0 | 2-4-6 | 1 | 13 | 5 | 3 | 0 | 1 | 28 |
| at Detroit | 7-12 | 1-2 | 4-7 | 0-3-3 | 2 | 19 | 3 | 2 | 1 | 0 | 38 |
| at Wright State | 5-14 | 2-4 | 3-4 | 0-3-3 | 1 | 15 | 3 | 2 | 0 | 1 | 33 |
| UIC | 2-11 | 0-2 | 2-2 | 3-3-6 | 2 | 6 | 4 | 1 | 1 | 0 | 38 |
| Loyola | 3-11 | 0-3 | 2-3 | 0-1-1 | 3 | 8 | 2 | 4 | 0 | 2 | 36 |
| at Milwaukee | 5-13 | 1-3 | 0-0 | 6-1-7 | 2 | 11 | 3 | 0 | 0 | 0 | 30 |
| at Green Bay | 7-21 | 1-6 | 7-10 | 2-4-6 | 2 | 22 | 0 | 2 | 0 | 0 | 37 |
| Cleveland State | 6-10 | 0-1 | 4-6 | 1-1-2 | 4 | 16 | 3 | 5 | 0 | 1 | 33 |
| Akron | 7-14 | 2-5 | 2-2 | 0-8-8 | 2 | 18 | 2 | 2 | 0 | 0 | 37 |
| Wright State | 3-11 | 1-2 | 1-2 | 1-3-4 | 3 | 8 | 3 | 4 | 0 | 0 | 36 |
| Detroit | 2-5 | 0-0 | 2-2 | 1-1-2 | 2 | 6 | 2 | 2 | 0 | 0 | 16 |
| at Loyola | 3-11 | 0-4 | 3-4 | 0-6-6 | 2 | 9 | 5 | 5 | 0 | 0 | 36 |
| at UIC | 4-8 | 1-1 | 0-2 | 0-1-1 | 2 | 9 | 6 | 2 | 0 | 2 | 34 |
| Green Bay | 5-11 | 1-2 | 10-14 | 2-2-4 | 2 | 21 | 1 | 2 | 0 | 1 | 33 |
| Milwaukee | 5-13 | 3-4 | 2-3 | 2-4-6 | 1 | 15 | 3 | 1 | 0 | 0 | 32 |
| at Cleveland State | 1-3 | 1-1 | 2-2 | 1-3-4 | 3 | 5 | 4 | 1 | 0 | 1 | 32 |
| Saint Peter's | 4-13 | 2-4 | 3-4 | 2-1-3 | 3 | 13 | 3 | 1 | 0 | 0 | 35 |
| at Butler | 2-11 | 1-3 | 0-0 | 1-2-3 | 3 | 5 | 2 | 3 | 0 | 1 | 23 |
| at Valparaiso | 3-7 | 3-6 | 2-4 | 0-7-7 | 2 | 11 | 4 | 6 | 0 | 1 | 33 |
| vs. UIC | 3-12 | 1-4 | 0-0 | 1-3-4 | 3 | 7 | 6 | 1 | 0 | 1 | 32 |

2009-10 GAME-BY-GAME STATISTICS:

| Opponent | FG-A | 3FG-A | FT-A | O-D-T | PF | TP | A | TO | BK | S | MIN |
|----------|------|-------|------|-------|----|----|---|----|----|---|-----|
| Xavier | | | | | | | | | | | |

YOUNGSTOWN STATE

UPDATED PLAYER INFORMATION

#14 • KELVIN BRIGHT | SR. | G
6-4 • 185 • SILVER SPRING, MD.

#20 • ASHEN WARD | So. | G
6-3 • 225 • CLEVELAND, OHIO



CAREER BESTS

Points 27 vs. Butler (12/6/08)
 Rebounds 5, three times
 m.r. at Detroit (1/1/09)
 FT Made 8 vs. UIC (1/8/09)
 FG Made 9, twice
 m.r. vs. Loyola (1/10/08)
 3-Pt. FG Made 5 vs. Butler (12/6/08)
 Assists 4 at High Point (12/19/08)
 Steals 2 vs. Allegheny (11/22/08)
 Blocks 1, three times
 m.r. at High Point (12/19/08)
 Minutes 40 at Detroit (1/1/09)

SEASON BESTS

Points 27 vs. Butler (12/6/08)
 Rebounds 5, three times
 m.r. at Detroit (1/1/09)
 FT Made 8 vs. UIC (1/8/09)
 FG Made 9, twice
 m.r. vs. Loyola (1/10/08)
 3-Pt. FG Made 5 vs. Butler (12/6/08)
 Assists 4 at High Point (12/19/08)
 Steals 2 vs. Allegheny (11/22/08)
 Blocks 1, three times
 m.r. at High Point (12/19/08)
 Minutes 40 at Detroit (1/1/09)



CAREER BESTS

Points 11 vs. Allegheny (11/22/08)
 Rebounds 5 vs. Green Bay (2/12/09)
 FT Made 5 at Milwaukee (1/15/09)
 FG Made 4 vs. Allegheny (11/22/08)
 3-Pt. FG Made 3, twice
 m.r. at Wright State (1/3/09)
 Assists 4, twice
 m.r. vs. Milwaukee (2/14/09)
 Steals 3 vs. Valparaiso (12/4/08)
 Blocks 1 at Maryland (11/18/08)
 Minutes 27, twice
 m.r. vs. Milwaukee (2/14/09)

SEASON BESTS

Points 11 vs. Allegheny (11/22/08)
 Rebounds 5 vs. Green Bay (2/12/09)
 FT Made 5 at Milwaukee (1/15/09)
 FG Made 4 vs. Allegheny (11/22/08)
 3-Pt. FG Made 3, twice
 m.r. at Wright State (1/3/09)
 Assists 4, twice
 m.r. vs. Milwaukee (2/14/09)
 Steals 3 vs. Valparaiso (12/4/08)
 Blocks 1 at Maryland (11/18/08)
 Minutes 27, twice
 m.r. vs. Milwaukee (2/14/09)

2008-09 GAME-BY-GAME STATISTICS:

| Opponent | FG-A | 3FG-A | FT-A | O-D-T | PF | TP | A | TO | BK | S | MIN |
|---------------------|------|-------|------|-------|----|----|---|----|----|---|-----|
| Buffalo | 5-19 | 0-3 | 1-2 | 1-3-4 | 1 | 11 | 1 | 1 | 0 | 1 | 39 |
| at Maryland | 3-11 | 0-4 | 0-0 | 0-0-0 | 4 | 6 | 2 | 3 | 0 | 0 | 25 |
| Allegheny | 5-15 | 1-3 | 1-7 | 3-1-4 | 2 | 12 | 2 | 0 | 1 | 2 | 28 |
| at Robert Morris | 6-13 | 1-3 | 4-5 | 1-4-5 | 3 | 17 | 2 | 1 | 0 | 0 | 39 |
| Saint Francis (Pa.) | 2-8 | 0-3 | 2-3 | 2-0-2 | 1 | 6 | 1 | 0 | 0 | 0 | 26 |
| Valparaiso | 4-9 | 3-5 | 2-2 | 1-1-2 | 4 | 13 | 1 | 2 | 0 | 0 | 24 |
| Butler | 9-16 | 5-9 | 4-4 | 1-2-3 | 1 | 27 | 1 | 5 | 1 | 0 | 30 |
| at Kent State | 8-13 | 3-6 | 2-4 | 3-1-4 | 2 | 21 | 1 | 3 | 0 | 0 | 34 |
| at High Point | 5-18 | 2-4 | 2-5 | 5-0-5 | 2 | 14 | 4 | 2 | 1 | 2 | 33 |
| at Charlotte | 6-18 | 0-5 | 4-7 | 3-1-4 | 1 | 16 | 1 | 0 | 0 | 0 | 34 |
| Lock Haven | 5-14 | 0-5 | 5-6 | 3-0-3 | 0 | 15 | 5 | 1 | 0 | 0 | 37 |
| at Detroit | 6-10 | 0-0 | 5-5 | 1-4-5 | 1 | 17 | 0 | 3 | 0 | 0 | 40 |
| at Wright State | 4-9 | 0-3 | 1-1 | 1-2-3 | 1 | 9 | 1 | 2 | 0 | 0 | 29 |
| UIC | 6-15 | 3-6 | 8-9 | 1-1-2 | 1 | 23 | 2 | 1 | 0 | 0 | 35 |
| Loyola | 9-18 | 0-5 | 4-6 | 0-1-1 | 2 | 22 | 3 | 0 | 1 | 0 | 37 |
| at Milwaukee | 0-6 | 0-0 | 3-5 | 1-0-1 | 3 | 3 | 0 | 5 | 0 | 1 | 25 |
| at Green Bay | 3-13 | 0-2 | 3-4 | 2-1-3 | 2 | 9 | 1 | 4 | 1 | 0 | 26 |
| Cleveland State | 3-9 | 0-1 | 4-7 | 0-2-2 | 2 | 10 | 0 | 1 | 0 | 2 | 36 |
| Akron | 4-7 | 0-2 | 3-10 | 2-1-3 | 3 | 11 | 1 | 1 | 0 | 0 | 31 |
| Wright State | 1-4 | 0-0 | 1-2 | 0-1-1 | 0 | 3 | 1 | 0 | 0 | 0 | 20 |
| Detroit | 2-5 | 0-2 | 5-8 | 2-0-2 | 1 | 5 | 1 | 1 | 0 | 0 | 18 |
| at Loyola | 5-8 | 1-1 | 5-8 | 0-4-4 | 2 | 16 | 1 | 2 | 0 | 2 | 32 |
| at UIC | 4-9 | 1-4 | 0-0 | 0-1-1 | 1 | 9 | 2 | 2 | 0 | 0 | 17 |
| Green Bay | 3-5 | 1-2 | 5-10 | 2-0-2 | 0 | 12 | 2 | 1 | 0 | 0 | 22 |
| Milwaukee | 0-3 | 0-0 | 0-0 | 0-0-0 | 0 | 0 | 1 | 0 | 0 | 0 | 5 |
| at Cleveland State | 1-4 | 0-0 | 3-4 | 0-1-1 | 1 | 5 | 0 | 2 | 0 | 2 | 22 |
| Saint Peter's | 2-6 | 0-2 | 2-3 | 1-0-1 | 1 | 6 | 1 | 1 | 0 | 0 | 26 |
| at Butler | 2-3 | 1-2 | 5-5 | 0-0-0 | 1 | 10 | 1 | 1 | 0 | 0 | 18 |
| at Valparaiso | 3-7 | 0-2 | 2-4 | 2-1-3 | 2 | 8 | 1 | 1 | 0 | 0 | 24 |
| UIC | 3-6 | 1-2 | 0-0 | 0-1-1 | 2 | 7 | 1 | 0 | 1 | 0 | 7 |

2008-09 GAME-BY-GAME STATISTICS:


| Opponent | FG-A | 3FG-A | FT-A | O-D-T | PF | TP | A | TO | BK | S | MIN |
|---------------------|------|-------|------|-------|----|----|---|----|----|---|-----|
| Buffalo | 1-4 | 0-3 | 1-5 | 0-1-1 | 2 | 3 | 1 | 1 | 0 | 0 | 15 |
| at Maryland | 0-6 | 0-4 | 0-0 | 0-3-3 | 2 | 0 | 0 | 3 | 1 | 2 | 21 |
| Allegheny | 4-4 | 3-3 | 0-0 | 0-0-0 | 0 | 11 | 2 | 2 | 0 | 1 | 10 |
| at Robert Morris | 1-1 | 1-1 | 0-0 | 0-0-0 | 2 | 3 | 0 | 1 | 0 | 0 | 6 |
| Saint Francis (Pa.) | 3-6 | 2-3 | 0-0 | 0-1-1 | 1 | 8 | 1 | 0 | 0 | 0 | 13 |
| Valparaiso | 2-5 | 2-5 | 0-0 | 0-0-0 | 2 | 6 | 1 | 1 | 0 | 3 | 27 |
| Butler | 0-0 | 0-0 | 0-0 | 0-0-0 | 0 | 0 | 0 | 0 | 0 | 0 | 1 |
| at Kent State | 0-2 | 0-2 | 0-0 | 0-0-0 | 1 | 0 | 1 | 0 | 0 | 0 | 9 |
| at High Point | 0-1 | 0-1 | 0-0 | 0-0-0 | 0 | 0 | 0 | 0 | 0 | 0 | 2 |
| at Charlotte | 2-2 | 2-2 | 0-0 | 0-0-0 | 0 | 6 | 0 | 0 | 0 | 0 | 7 |
| Lock Haven | 0-1 | 0-0 | 0-0 | 0-1-1 | 2 | 0 | 0 | 2 | 0 | 0 | 7 |
| at Detroit | 3-3 | 2-2 | 0-0 | 0-0-0 | 0 | 8 | 4 | 0 | 0 | 1 | 12 |
| at Wright State | 3-4 | 3-4 | 0-0 | 0-1-1 | 1 | 9 | 3 | 1 | 0 | 1 | 17 |
| UIC | 0-1 | 0-1 | 0-0 | 1-0-1 | 0 | 0 | 0 | 0 | 0 | 0 | 7 |
| Loyola | 0-2 | 0-2 | 2-2 | 0-0-0 | 0 | 2 | 0 | 0 | 0 | 0 | 6 |
| at Milwaukee | 2-9 | 0-3 | 5-6 | 1-3-4 | 2 | 9 | 0 | 1 | 1 | 1 | 18 |
| at Green Bay | 0-3 | 0-2 | 0-0 | 1-1-2 | 0 | 0 | 3 | 1 | 0 | 0 | 16 |
| Cleveland State | DNP | | | | | | | | | | |
| Akron | 0-1 | 0-1 | 1-2 | 1-0-1 | 0 | 1 | 0 | 0 | 0 | 0 | 1 |
| Wright State | 0-2 | 0-1 | 1-2 | 1-1-2 | 5 | 1 | 3 | 1 | 0 | 0 | 21 |
| Detroit | 0-0 | 0-0 | 0-0 | 0-1-1 | 0 | 0 | 0 | 0 | 0 | 0 | 9 |
| at Loyola | 0-0 | 0-0 | 0-0 | 0-1-1 | 2 | 0 | 1 | 1 | 0 | 1 | 6 |
| at UIC | 1-3 | 1-1 | 0-0 | 0-2-2 | 0 | 3 | 0 | 1 | 0 | 0 | 16 |
| Green Bay | 3-4 | 2-3 | 0-0 | 2-3-5 | 2 | 8 | 1 | 0 | 0 | 0 | 18 |
| Milwaukee | 3-6 | 2-4 | 0-0 | 2-2-4 | 2 | 8 | 4 | 0 | 0 | 1 | 27 |
| at Cleveland State | 1-3 | 0-1 | 0-0 | 1-1-2 | 0 | 2 | 0 | 2 | 0 | 1 | 12 |
| Saint Peter's | 0-0 | 0-0 | 0-0 | 0-0-0 | 2 | 0 | 0 | 0 | 0 | 0 | 6 |
| at Butler | 0-6 | 0-4 | 2-4 | 0-1-1 | 1 | 2 | 0 | 0 | 1 | 0 | 23 |
| at Valparaiso | 1-3 | 1-1 | 0-0 | 1-0-1 | 1 | 3 | 1 | 1 | 0 | 0 | 16 |
| UIC | 0-1 | 0-1 | 0-0 | 0-0-0 | 0 | 0 | 0 | 1 | 0 | 0 | 5 |

YOUNGSTOWN STATE

UPDATED PLAYER INFORMATION

#21 • ZACK REBILLOT | SR. | F
6-6 • 200 • CANTON, OHIO

#22 • LAMAR McKNIGHT | FR. | F
6-5 • 205 • BEDFORD, OHIO




CAREER BESTS

Points 5, Twice
 m.r. vs. UIC (3/3/09)
 Rebounds 6, Three times
 m.r. vs. UIC (3/3/09)
 FT Made 5 vs. Green Bay (2/12/09)
 FG Made 2, three times
 m.r. at High Point (12/19/08)
 3-Pt. FG Made None
 Assists 1, six times
 m.r. vs. Saint Peter's (2/21/09)
 Steals 2 vs. Lock Haven (12/29/08)
 Blocks 2, twice
 m.r. vs. Saint Peter's (2/21/09)
 Minutes 26 vs. UIC (3/3/09)

SEASON BESTS

Points 5, Twice
 m.r. vs. UIC (3/3/09)
 Rebounds 6, twice
 m.r. vs. Saint Peter's (2/21/09)
 FT Made 5 vs. Green Bay (2/12/09)
 FG Made 2, twice
 m.r. at High Point (12/19/08)
 3-Pt. FG Made 0
 Assists 1, Six times
 m.r. vs. Saint Peter's (2/21/09)
 Steals 2 vs. Lock Haven (12/29/08)
 Blocks 2, twice
 m.r. vs. Saint Peter's (2/21/09)
 Minutes 26 vs. UIC (3/3/09)



CAREER BESTS

Points 0
 Rebounds 0
 FT Made 0
 FG Made 0
 3-Pt. FG Made 0
 Assists 0
 Steals 0
 Blocks 0
 Minutes 0

SEASON BESTS

Points 0
 Rebounds 0
 FT Made 0
 FG Made 0
 3-Pt. FG Made 0
 Assists 0
 Steals 0
 Blocks 0
 Minutes 0

2009-10 GAME-BY-GAME STATISTICS:

| Opponent | FG-A | 3FG-A | FT-A | O-D-T | PF | TP | A | TO | BK | S | MIN |
|----------|------|-------|------|-------|----|----|---|----|----|---|-----|
| Xavier | | | | | | | | | | | |

2008-09 GAME-BY-GAME STATISTICS:

| Opponent | FG-A | 3FG-A | FT-A | O-D-T | PF | TP | A | TO | BK | S | MIN |
|---------------------|------|-------|------|-------|----|----|---|----|----|---|-----|
| Buffalo | DNP | | | | | | | | | | |
| at Maryland | DNP | | | | | | | | | | |
| Allegheny | 2-4 | 0-0 | 0-0 | 1-0-1 | 0 | 4 | 1 | 0 | 0 | 0 | 7 |
| at Robert Morris | DNP | | | | | | | | | | |
| Saint Francis (Pa.) | 0-0 | 0-0 | 0-0 | 0-0-0 | 0 | 0 | 0 | 0 | 0 | 0 | 1 |
| Valparaiso | DNP | | | | | | | | | | |
| Butler | 0-0 | 0-0 | 0-0 | 0-0-0 | 1 | 0 | 0 | 0 | 0 | 0 | 2 |
| at Kent State | 1-1 | 0-0 | 0-0 | 2-2-4 | 1 | 2 | 0 | 0 | 0 | 0 | 7 |
| at High Point | 2-4 | 0-0 | 0-0 | 2-2-4 | 2 | 4 | 1 | 2 | 0 | 0 | 14 |
| at Charlotte | 0-1 | 0-0 | 1-3 | 1-2-3 | 1 | 1 | 0 | 1 | 0 | 0 | 10 |
| Lock Haven | 1-3 | 0-0 | 0-0 | 0-2-2 | 3 | 2 | 0 | 2 | 0 | 2 | 12 |
| at Detroit | 0-0 | 0-0 | 2-2 | 0-2-2 | 1 | 2 | 0 | 2 | 0 | 0 | 6 |
| at Wright State | 0-0 | 0-0 | 0-0 | 0-1-1 | 2 | 0 | 0 | 2 | 0 | 0 | 8 |
| UIC | 0-0 | 0-0 | 0-0 | 0-0-0 | 0 | 0 | 0 | 0 | 0 | 0 | 4 |
| Loyola | 0-0 | 0-0 | 0-0 | 1-1-2 | 0 | 0 | 0 | 0 | 0 | 0 | 6 |
| at Milwaukee | 0-1 | 0-0 | 0-0 | 2-0-2 | 0 | 0 | 0 | 1 | 2 | 0 | 9 |
| at Green Bay | 0-0 | 0-0 | 0-0 | 0-1-1 | 0 | 0 | 0 | 0 | 0 | 0 | 2 |
| Cleveland State | DNP | | | | | | | | | | |
| Akron | 0-0 | 0-0 | 0-0 | 1-0-1 | 2 | 0 | 0 | 0 | 0 | 0 | 4 |
| Wright State | 0-1 | 0-0 | 0-0 | 2-1-3 | 0 | 0 | 0 | 0 | 0 | 0 | 2 |
| Detroit | 1-1 | 0-0 | 0-0 | 0-1-1 | 2 | 2 | 0 | 0 | 0 | 0 | 6 |
| at Loyola | 0-0 | 0-0 | 0-0 | 1-5-6 | 3 | 0 | 0 | 1 | 0 | 0 | 11 |
| at UIC | 0-1 | 0-0 | 0-0 | 0-2-2 | 3 | 0 | 1 | 2 | 0 | 0 | 6 |
| Green Bay | 0-1 | 0-0 | 5-8 | 1-3-4 | 3 | 5 | 1 | 0 | 1 | 0 | 12 |
| Milwaukee | 0-2 | 0-0 | 2-4 | 1-2-3 | 0 | 2 | 0 | 0 | 1 | 0 | 17 |
| at Cleveland State | 0-1 | 0-0 | 0-0 | 0-1-1 | 4 | 0 | 0 | 1 | 1 | 0 | 12 |
| Saint Peter's | 1-1 | 0-0 | 2-2 | 2-4-6 | 0 | 4 | 1 | 1 | 2 | 0 | 17 |
| at Butler | 0-1 | 0-0 | 0-0 | 0-1-1 | 5 | 0 | 0 | 0 | 0 | 1 | 8 |
| at Valparaiso | 1-3 | 0-0 | 2-2 | 3-2-5 | 1 | 4 | 0 | 0 | 0 | 1 | 20 |
| vs. UIC | 1-1 | 0-0 | 3-3 | 2-4-6 | 5 | 5 | 0 | 1 | 1 | 0 | 26 |

YOUNGSTOWN STATE

UPDATED PLAYER INFORMATION

#24 • EDDIE D'HAITI | R-Fr. | F
6-8 • 215 • ORLANDO, FLA.



CAREER BESTS

Points0
 Rebounds0
 FT Made0
 FG Made.....0
 3-Pt. FG Made.....0
 Assists.....0
 Steals.....0
 Blocks.....0
 Minutes0


SEASON BESTS

Points0
 Rebounds0
 FT Made0
 FG Made.....0
 3-Pt. FG Made.....0
 Assists0
 Steals.....0
 Blocks.....0
 Minutes0

2008-09 GAME-BY-GAME STATISTICS:

| Opponent | FG-A | 3FG-A | FT-A | O-D-T | PF | TP | A | TO | BK | S | MIN |
|---------------------|------|-------|------|-------|----|----|---|----|----|---|-----|
| Buffalo | DNP | | | | | | | | | | |
| at Maryland | DNP | | | | | | | | | | |
| Allegheny | DNP | | | | | | | | | | |
| at Robert Morris | DNP | | | | | | | | | | |
| Saint Francis (Pa.) | DNP | | | | | | | | | | |
| Valparaiso | DNP | | | | | | | | | | |
| Butler | DNP | | | | | | | | | | |
| at Kent State | DNP | | | | | | | | | | |
| at High Point | DNP | | | | | | | | | | |
| at Charlotte | DNP | | | | | | | | | | |
| Lock Haven | DNP | | | | | | | | | | |
| at Detroit | DNP | | | | | | | | | | |
| at Wright State | DNP | | | | | | | | | | |
| UIC | DNP | | | | | | | | | | |
| Loyola | DNP | | | | | | | | | | |
| at Milwaukee | DNP | | | | | | | | | | |
| at Green Bay | DNP | | | | | | | | | | |
| Cleveland State | DNP | | | | | | | | | | |
| Akron | DNP | | | | | | | | | | |
| Wright State | DNP | | | | | | | | | | |
| Detroit | DNP | | | | | | | | | | |
| at Loyola | DNP | | | | | | | | | | |
| at UIC | DNP | | | | | | | | | | |
| Green Bay | DNP | | | | | | | | | | |
| Milwaukee | DNP | | | | | | | | | | |
| at Cleveland State | DNP | | | | | | | | | | |
| Saint Peter's | DNP | | | | | | | | | | |
| at Butler | DNP | | | | | | | | | | |
| at Valparaiso | DNP | | | | | | | | | | |
| vs. UIC | DNP | | | | | | | | | | |

#32 • TOM PARKS | Jr. | F
6-6 • 200 • CHEYENNE, WYO.



CAREER BESTS

Points15, three times
 m.r. vs. UIC (3/3/09)
 Rebounds5 at Valparaiso (2/28/09)
 FT Made2 vs. Detroit (1/31/09)
 FG Made.....5, twice
 m.r. at UIC (2/7/09)
 3-Pt. FG Made.....5, twice
 m.r. vs. UIC (2/7/09)
 Assists1, four times
 m.r. vs. Detroit (1/31/09)
 Steals1, 10 times
 m.r. at Valparaiso (2/28/09)
 Blocks.....0
 Minutes40 vs. Detroit (1/31/09)

SEASON BESTS

Points15, three times
 m.r. vs. UIC (3/3/09)
 Rebounds5 at Valparaiso (2/28/09)
 FT Made2 vs. Detroit (1/31/09)
 FG Made.....5, twice
 m.r. at UIC (2/7/09)
 3-Pt. FG Made.....5, twice
 m.r. vs. UIC (2/7/09)
 Assists1, four times
 m.r. vs. Detroit (1/31/09)
 Steals1, 10 times
 m.r. at Valparaiso (2/28/09)
 Blocks.....0
 Minutes40 vs. Detroit (1/31/09)


2008-09 GAME-BY-GAME STATISTICS:

| Opponent | FG-A | 3FG-A | FT-A | O-D-T | PF | TP | A | TO | BK | S | MIN |
|---------------------|------|-------|------|-------|----|----|---|----|----|---|-----|
| Buffalo | 0-4 | 0-3 | 0-0 | 2-0-2 | 1 | 0 | 0 | 1 | 0 | 0 | 6 |
| at Maryland | 0-0 | 0-0 | 0-0 | 0-1-1 | 1 | 0 | 0 | 4 | 0 | 1 | 15 |
| Allegheny | 2-5 | 1-4 | 0-0 | 1-2-3 | 2 | 5 | 1 | 0 | 0 | 1 | 14 |
| at Robert Morris | 0-1 | 0-1 | 0-0 | 0-0-0 | 0 | 0 | 0 | 1 | 0 | 0 | 2 |
| Saint Francis (Pa.) | 0-0 | 0-0 | 0-0 | 0-0-0 | 1 | 0 | 0 | 0 | 0 | 0 | 1 |
| Valparaiso | 2-4 | 2-4 | 0-0 | 0-1-1 | 1 | 6 | 1 | 1 | 0 | 1 | 14 |
| Butler | 0-1 | 0-1 | 0-0 | 0-0-0 | 0 | 0 | 0 | 1 | 0 | 0 | 5 |
| at Kent State | 0-3 | 0-3 | 0-0 | 0-2-2 | 0 | 0 | 0 | 0 | 0 | 1 | 16 |
| at High Point | DNP | | | | | | | | | | |
| at Charlotte | 0-1 | 0-1 | 0-0 | 1-1-2 | 0 | 0 | 0 | 0 | 0 | 0 | 5 |
| Lock Haven | 0-1 | 0-1 | 1-2 | 0-0-0 | 0 | 1 | 0 | 0 | 0 | 1 | 6 |
| at Detroit | DNP | | | | | | | | | | |
| at Wright State | DNP | | | | | | | | | | |
| UIC | DNP | | | | | | | | | | |
| Loyola | DNP | | | | | | | | | | |
| at Milwaukee | 0-0 | 0-0 | 0-0 | 0-1-1 | 0 | 0 | 0 | 1 | 0 | 0 | 6 |
| at Green Bay | 4-7 | 2-4 | 0-1 | 2-0-2 | 2 | 10 | 0 | 1 | 0 | 1 | 22 |
| Cleveland State | 0-4 | 0-2 | 0-0 | 1-1-2 | 1 | 0 | 0 | 1 | 0 | 0 | 28 |
| Akron | 1-4 | 1-3 | 0-0 | 1-2-3 | 0 | 3 | 0 | 3 | 0 | 0 | 18 |
| Wright State | 5-9 | 4-7 | 1-3 | 0-2-2 | 1 | 15 | 1 | 1 | 1 | 1 | 33 |
| Detroit | 4-9 | 3-8 | 2-2 | 0-4-4 | 2 | 13 | 1 | 1 | 0 | 1 | 40 |
| at Loyola | 1-2 | 1-2 | 0-0 | 0-0-0 | 2 | 3 | 0 | 2 | 0 | 0 | 14 |
| at UIC | 5-6 | 5-5 | 0-0 | 2-1-3 | 2 | 15 | 0 | 1 | 0 | 0 | 16 |
| Green Bay | 1-2 | 1-2 | 0-0 | 0-2-2 | 0 | 3 | 0 | 1 | 0 | 0 | 14 |
| Milwaukee | 2-4 | 2-4 | 0-0 | 2-1-3 | 0 | 6 | 2 | 1 | 0 | 0 | 26 |
| at Cleveland State | 1-3 | 0-1 | 0-0 | 0-0-0 | 3 | 2 | 1 | 3 | 0 | 1 | 15 |
| Saint Peter's | 5-10 | 3-5 | 0-0 | 1-0-1 | 3 | 13 | 3 | 1 | 0 | 0 | 26 |
| at Butler | 0-4 | 0-3 | 2-2 | 1-2-3 | 1 | 2 | 0 | 1 | 0 | 0 | 21 |
| at Valparaiso | 2-4 | 1-3 | 0-0 | 3-2-5 | 2 | 5 | 1 | 4 | 0 | 1 | 18 |
| vs. UIC | 5-11 | 5-10 | 0-0 | 0-2-2 | 0 | 15 | 0 | 0 | 0 | 0 | 19 |

YOUNGSTOWN STATE

UPDATED PLAYER INFORMATION

#33 • DAN BOUDLER | Jr. | F
6-8 • 240 • LOUISVILLE, OHIO




CAREER BESTS

Points 10 vs. Lock Haven (11/16/2007)
 Rebounds 15 vs. Lock Haven (11/16/2007)
 FT Made 2 at Robert Morris (11/25/08)
 FG Made 5 vs. Lock Haven (11/16/2007)
 3-Pt. FG Made 0
 Assists 2, three times
 m.r. vs. Saint Francis (Pa.) (11/29/08)
 Steals 2, twice
 m.r. at Kent State (12/15/08)
 Blocks 2 vs. Butler (12/6/08)
 Minutes 25 vs. Valparaiso (12/4/08)

SEASON BESTS

Points 4, twice
 m.r. at Green Bay (1/17/09)
 Rebounds 5 at Green Bay (1/17/09)
 FT Made 2 at Robert Morris (11/25/08)
 FG Made 2, twice
 m.r. at Green Bay (1/17/09)
 3-Pt. FG Made 0
 Assists 1 at Green Bay (1/17/09)
 Steals 2, twice
 m.r. at Kent State (12/15/08)
 Blocks 2 vs. Butler (12/6/08)
 Minutes 25 vs. Valparaiso (12/4/08)

#34 • ANDY TIMKO | So. | G
6-3 • 205 • YOUNGSTOWN, OHIO



CAREER BESTS

Points 0
 Rebounds 0
 FT Made 0
 FG Made 0
 3-Pt. FG Made 0
 Assists 0
 Steals 0
 Blocks 0
 Minutes 0

SEASON BESTS

Points 0
 Rebounds 0
 FT Made 0
 FG Made 0
 3-Pt. FG Made 0
 Assists 0
 Steals 0
 Blocks 0
 Minutes 0

2008-09 GAME-BY-GAME STATISTICS:

| Opponent | FG-A | 3FG-A | FT-A | O-D-T | PF | TP | A | TO | BK | S | MIN |
|---------------------|------|-------|------|-------|----|----|---|----|----|---|-----|
| Buffalo | 0-0 | 0-0 | 0-0 | 0-0-0 | 0 | 0 | 0 | 0 | 0 | 0 | 0+ |
| at Maryland | 0-0 | 0-0 | 0-0 | 0-0-0 | 1 | 0 | 0 | 1 | 0 | 1 | 1 |
| Allegheny | 1-1 | 0-0 | 0-1 | 0-1-1 | 0 | 2 | 0 | 1 | 0 | 1 | 6 |
| at Robert Morris | 0-0 | 0-0 | 2-2 | 0-1-1 | 1 | 2 | 0 | 0 | 0 | 0 | 4 |
| Saint Francis (Pa.) | 1-1 | 0-0 | 0-0 | 2-0-2 | 0 | 2 | 2 | 0 | 1 | 1 | 17 |
| Valparaiso | 2-3 | 0-0 | 0-0 | 1-2-3 | 2 | 4 | 0 | 2 | 1 | 2 | 25 |
| Butler | 0-0 | 0-0 | 0-0 | 1-1-2 | 1 | 0 | 1 | 0 | 2 | 0 | 10 |
| at Kent State | 0-1 | 0-0 | 0-0 | 0-0-0 | 1 | 0 | 1 | 0 | 1 | 2 | 6 |
| at High Point | DNP | | | | | | | | | | |
| at Charlotte | 2-2 | 0-0 | 0-0 | 0-0-0 | 0 | 4 | 0 | 0 | 0 | 0 | 1 |
| Lock Haven | 1-1 | 0-0 | 0-0 | 1-2-3 | 1 | 2 | 0 | 1 | 0 | 0 | 6 |
| at Detroit | DNP | | | | | | | | | | |
| at Wright State | DNP | | | | | | | | | | |
| UIC | 0-1 | 0-0 | 0-0 | 0-0-0 | 0 | 0 | 0 | 0 | 0 | 1 | 6 |
| Loyola | DNP | | | | | | | | | | |
| at Milwaukee | 0-1 | 0-0 | 0-0 | 2-2-4 | 0 | 0 | 1 | 0 | 1 | 0 | 7 |
| at Green Bay | 2-4 | 0-0 | 0-0 | 2-3-5 | 1 | 4 | 1 | 1 | 0 | 0 | 20 |
| Cleveland State | DNP | | | | | | | | | | |
| Akron | 1-2 | 0-0 | 0-1 | 3-0-3 | 2 | 2 | 0 | 0 | 0 | 1 | 8 |
| Wright State | 1-1 | 0-0 | 0-0 | 1-1-2 | 0 | 2 | 0 | 0 | 0 | 0 | 4 |
| Detroit | 0-0 | 0-0 | 0-0 | 0-0-0 | 1 | 0 | 0 | 0 | 0 | 0 | 1 |
| at Loyola | 0-0 | 0-0 | 0-0 | 0-0-1 | 1 | 0 | 0 | 0 | 1 | 0 | 4 |
| at UIC | 0-0 | 0-0 | 0-0 | 0-1-1 | 1 | 0 | 0 | 0 | 0 | 0 | 10 |
| Green Bay | 0-1 | 0-0 | 0-0 | 0-3-3 | 3 | 0 | 0 | 1 | 0 | 0 | 9 |
| Milwaukee | 0-0 | 0-0 | 0-0 | 0-0-0 | 0 | 0 | 0 | 0 | 0 | 0 | 3 |
| at Cleveland State | 0-0 | 0-0 | 2-2 | 0-1-1 | 1 | 2 | 0 | 1 | 0 | 0 | 9 |
| Saint Peter's | 0-0 | 0-0 | 0-0 | 0-0-0 | 0 | 0 | 0 | 0 | 0 | 1 | 1 |
| at Butler | 0-1 | 0-0 | 2-2 | 0-0-0 | 1 | 2 | 0 | 0 | 0 | 2 | 9 |
| at Valparaiso | 0-0 | 0-0 | 0-0 | 0-1-1 | 1 | 0 | 1 | 0 | 0 | 0 | 7 |
| vs. UIC | 1-1 | 0-0 | 0-0 | 0-1-1 | 0 | 2 | 0 | 0 | 0 | 0 | 3 |


2009-10 GAME-BY-GAME STATISTICS:

| Opponent | FG-A | 3FG-A | FT-A | O-D-T | PF | TP | A | TO | BK | S | MIN |
|----------|------|-------|------|-------|----|----|---|----|----|---|-----|
| Xavier | | | | | | | | | | | |

YOUNGSTOWN STATE

UPDATED PLAYER INFORMATION

#42 • DALLAS BLOCKER | SR. | F
6-9 • 235 • TOPEKA, KAN.




CAREER BESTS

Points 12 vs. Wright State (1/29/09)
 Rebounds 8 vs. UIC (1/8/09)
 FT Made 4 vs. Wright State (1/29/09)
 FG Made 5 vs. UIC (1/8/09)
 3-Pt. FG Made 1 at Charlotte (12/21/08)
 Assists 3 at Robert Morris (11/25/08)
 Steals 5 vs. Allegheny (11/22/08)
 Blocks 3, twice
 m.r. at Loyola (2/5/09)
 Minutes 31 vs. UIC (1/8/09)

SEASON BESTS

Points 12 vs. Wright State (1/29/09)
 Rebounds 8 vs. UIC (1/8/09)
 FT Made 4 vs. Wright State (1/29/09)
 FG Made 5 vs. UIC (1/8/09)
 3-Pt. FG Made 1 at Charlotte (12/21/08)
 Assists 3 at Robert Morris (11/25/08)
 Steals 5 vs. Allegheny (11/22/08)
 Blocks 3, twice
 m.r. at Loyola (2/5/09)
 Minutes 31 vs. UIC (1/8/09)

#44 • VYTAS SULSKIS | JR. | G
6-7 • 200 • VILNIUS, LITHUANIA



CAREER BESTS

Points 26 vs. UIC (1/3/2008)
 Rebounds 11 vs. Valparaiso (1/17/2008)
 FT Made 7 at Green Bay (1/26/2008)
 FG Made 9, twice
 m.r. at Robert Morris (11/5/2008)
 3-Pt. FG Made 5 at Charlotte (12/21/08)
 Assists 6 vs. Allegheny (11/22/08)
 Steals 3, twice
 m.r. vs. Butler (12/6/08)
 Blocks 2, four times
 m.r. at Kent State (12/15/08)
 Minutes 36 at Detroit (1/12/2008)

SEASON BESTS

Points 24 at Robert Morris (11/25/08)
 Rebounds 8 at Maryland (11/18/08)
 FT Made 5 at Maryland (11/18/08)
 FG Made 9 at Robert Morris (11/25/08)
 3-Pt. FG Made 5 at Charlotte (12/21/08)
 Assists 6 vs. Allegheny (11/22/08)
 Steals 3, twice
 m.r. vs. Butler (12/6/08)
 Blocks 2, three times
 m.r. at Kent State (12/15/08)
 Minutes 35 vs. Saint Francis (Pa.) (11/29/08)

2008-09 GAME-BY-GAME STATISTICS:

| Opponent | FG-A | 3FG-A | FT-A | O-D-T | PF | TP | A | TO | BK | S | MIN |
|---------------------|------|-------|------|-------|----|----|---|----|----|---|-----|
| Buffalo | 0-2 | 0-0 | 0-0 | 0-0-0 | 1 | 0 | 0 | 0 | 0 | 0 | 7 |
| at Maryland | 2-3 | 0-0 | 0-1 | 2-1-3 | 2 | 4 | 0 | 0 | 0 | 0 | 14 |
| Allegheny | 3-4 | 0-0 | 0-0 | 0-2-2 | 1 | 6 | 0 | 1 | 0 | 5 | 14 |
| at Robert Morris | 2-5 | 0-0 | 0-1 | 3-3-6 | 3 | 4 | 3 | 1 | 0 | 1 | 21 |
| Saint Francis (Pa.) | DNP | | | | | | | | | | |
| Valparaiso | DNP | | | | | | | | | | |
| Butler | DNP | | | | | | | | | | |
| at Kent State | 3-5 | 0-0 | 0-0 | 0-0-0 | 5 | 6 | 1 | 0 | 1 | 1 | 13 |
| at High Point | 2-4 | 0-0 | 0-0 | 1-2-3 | 2 | 4 | 0 | 0 | 1 | 0 | 13 |
| at Charlotte | 3-5 | 1-2 | 1-2 | 1-3-4 | 2 | 8 | 1 | 0 | 0 | 0 | 16 |
| Lock Haven | 3-8 | 0-0 | 0-0 | 3-1-4 | 2 | 6 | 1 | 0 | 0 | 1 | 15 |
| at Detroit | 3-3 | 0-0 | 2-2 | 2-2-4 | 4 | 8 | 0 | 0 | 1 | 1 | 23 |
| at Wright State | 0-1 | 0-0 | 0-0 | 2-2-4 | 5 | 0 | 1 | 2 | 0 | 1 | 20 |
| UIC | 5-7 | 0-0 | 1-3 | 3-5-8 | 3 | 11 | 1 | 1 | 1 | 1 | 31 |
| Loyola | 0-0 | 0-0 | 0-1 | 1-1-2 | 3 | 0 | 1 | 0 | 0 | 0 | 17 |
| at Milwaukee | 1-2 | 0-0 | 0-3 | 0-2-2 | 0 | 2 | 1 | 2 | 0 | 1 | 9 |
| at Green Bay | 2-3 | 0-1 | 1-2 | 2-1-3 | 3 | 5 | 1 | 1 | 0 | 0 | 11 |
| Cleveland State | 0-2 | 0-0 | 1-2 | 1-1-2 | 4 | 1 | 1 | 1 | 0 | 1 | 13 |
| Akron | 0-0 | 0-0 | 0-0 | 0-0-0 | 3 | 0 | 0 | 0 | 0 | 0 | 6 |
| Wright State | 4-5 | 0-0 | 4-7 | 0-3-3 | 3 | 12 | 1 | 1 | 3 | 0 | 22 |
| Detroit | 1-3 | 0-1 | 2-3 | 2-1-3 | 2 | 4 | 2 | 3 | 1 | 1 | 15 |
| at Loyola | 2-2 | 0-0 | 2-3 | 1-4-5 | 3 | 6 | 2 | 2 | 3 | 0 | 22 |
| at UIC | 0-2 | 0-0 | 0-0 | 2-1-3 | 3 | 0 | 1 | 1 | 1 | 0 | 10 |
| Green Bay | DNP | | | | | | | | | | |
| Milwaukee | DNP | | | | | | | | | | |
| at Cleveland State | DNP | | | | | | | | | | |
| Saint Peter's | DNP | | | | | | | | | | |
| at Butler | DNP | | | | | | | | | | |
| at Valparaiso | DNP | | | | | | | | | | |
| vs. UIC | DNP | | | | | | | | | | |

2008-09 GAME-BY-GAME STATISTICS:

| Opponent | FG-A | 3FG-A | FT-A | O-D-T | PF | TP | A | TO | BK | S | MIN |
|---------------------|------|-------|------|-------|----|----|---|----|----|---|-----|
| Buffalo | 3-8 | 2-5 | 2-4 | 1-3-4 | 4 | 10 | 1 | 2 | 1 | 1 | 27 |
| at Maryland | 1-7 | 0-3 | 5-6 | 1-7-8 | 3 | 7 | 2 | 4 | 1 | 1 | 26 |
| Allegheny | 5-14 | 3-9 | 0-1 | 2-4-6 | 3 | 13 | 6 | 2 | 2 | 3 | 29 |
| at Robert Morris | 9-11 | 4-6 | 2-2 | 1-1-2 | 3 | 24 | 3 | 4 | 0 | 0 | 34 |
| Saint Francis (Pa.) | 7-13 | 4-9 | 4-6 | 1-4-5 | 2 | 22 | 4 | 2 | 0 | 0 | 35 |
| Valparaiso | 0-5 | 0-3 | 2-4 | 2-0-2 | 4 | 2 | 3 | 1 | 0 | 2 | 20 |
| Butler | 2-9 | 0-4 | 4-4 | 1-6-7 | 3 | 8 | 2 | 3 | 2 | 3 | 31 |
| at Kent State | 2-8 | 0-2 | 1-1 | 0-2-2 | 2 | 5 | 2 | 4 | 2 | 1 | 27 |
| at High Point | 2-3 | 0-0 | 3-4 | 0-3-3 | 3 | 7 | 3 | 2 | 1 | 0 | 27 |
| at Charlotte | 6-11 | 5-7 | 3-3 | 1-1-2 | 3 | 20 | 1 | 2 | 0 | 0 | 30 |
| Lock Haven | 5-10 | 3-6 | 3-4 | 3-1-4 | 2 | 16 | 1 | 1 | 0 | 2 | 21 |
| at Detroit | 2-3 | 1-2 | 4-4 | 0-2-2 | 3 | 9 | 1 | 1 | 0 | 0 | 19 |
| at Wright State | 1-5 | 1-3 | 1-2 | 1-2-3 | 3 | 4 | 2 | 2 | 0 | 1 | 27 |
| UIC | 4-11 | 1-6 | 0-0 | 1-1-1 | 1 | 9 | 4 | 1 | 0 | 1 | 23 |
| Loyola | 2-6 | 0-3 | 5-6 | 2-2-4 | 4 | 9 | 1 | 2 | 0 | 2 | 23 |
| at Milwaukee | 3-10 | 2-6 | 1-2 | 1-2-3 | 4 | 9 | 0 | 2 | 0 | 0 | 24 |
| at Green Bay | 0-2 | 0-1 | 0-0 | 0-0-0 | 1 | 0 | 1 | 2 | 0 | 1 | 12 |
| Cleveland State | 1-3 | 0-2 | 1-4 | 1-2-3 | 4 | 3 | 2 | 0 | 0 | 2 | 18 |
| Akron | 1-6 | 1-4 | 0-0 | 0-2-2 | 2 | 3 | 0 | 2 | 1 | 0 | 17 |
| Wright State | 0-3 | 0-3 | 2-2 | 0-1-1 | 1 | 2 | 0 | 1 | 0 | 1 | 9 |
| Detroit | 6-9 | 1-4 | 2-4 | 1-1-2 | 4 | 15 | 2 | 1 | 0 | 0 | 17 |
| at Loyola | 4-10 | 1-4 | 1-2 | 2-3-5 | 2 | 10 | 1 | 5 | 1 | 2 | 26 |
| at UIC | 5-11 | 3-8 | 0-0 | 0-6-6 | 3 | 13 | 1 | 2 | 0 | 1 | 28 |
| Green Bay | 4-7 | 2-3 | 2-2 | 0-2-2 | 4 | 12 | 2 | 3 | 0 | 2 | 26 |
| Milwaukee | 3-9 | 0-2 | 1-2 | 0-3-3 | 2 | 7 | 0 | 1 | 0 | 0 | 22 |
| at Cleveland State | 4-11 | 1-4 | 5-6 | 0-7-7 | 4 | 14 | 4 | 2 | 0 | 0 | 32 |
| Saint Peter's | 6-11 | 1-2 | 5-8 | 2-0-2 | 4 | 18 | 1 | 1 | 0 | 0 | 20 |
| at Butler | 5-8 | 1-2 | 1-3 | 0-4-4 | 4 | 12 | 1 | 1 | 0 | 0 | 20 |
| at Valparaiso | 1-5 | 0-2 | 4-5 | 2-1-3 | 5 | 6 | 2 | 2 | 0 | 0 | 21 |
| vs. UIC | 6-14 | 2-6 | 6-9 | 4-2-6 | 1 | 20 | 3 | 1 | 0 | 1 | 27 |

YOUNGSTOWN STATE

PENGUINS RECORD WHEN...

| | |
|---|-------|
| Leading at halftime..... | 7-6 |
| Trailing at halftime..... | 4-13 |
| Tied at halftime..... | 0-0 |
| Leading with 5:00 remaining..... | 11-3 |
| Trailing with 5:00 remaining..... | 0-14 |
| Tied with 5:00 remaining..... | 0-2 |
| Leading with one minute remaining..... | 11-1 |
| Trailing with one minute remaining..... | 0-18 |
| Tied with one minute remaining..... | 0-0 |
| Shoot 50% or above from the field..... | 1-1 |
| Shoot below 50% from the field..... | 10-18 |
| Opponent shoots 50% from the field..... | 2-5 |
| Opponent shoots below 50% from field..... | 9-14 |
| Shoot 40% or above from the field..... | 9-11 |
| Shoot below 40% from the field..... | 2-8 |
| Opponent shoots 40% from the field..... | 7-17 |
| Opponent shoots below 40% from field..... | 4-2 |
| Outshoot opponent from the field (%)..... | 8-4 |
| Outshot by opponent from the field (%)..... | 3-15 |
| Field Goal percentage is tied..... | 0-0 |
| Outrebound opponent..... | 7-7 |
| Outrebounded by opponent..... | 4-10 |
| Rebounds are equal..... | 0-2 |
| Fewer turnovers than opponent..... | 7-5 |
| More turnovers than opponent..... | 3-14 |
| Turnovers are equal..... | 1-0 |
| Makes more 3-pointers..... | 5-6 |
| Makes fewer 3-pointers..... | 6-8 |
| 3-pointers made are the same..... | 0-5 |
| Attempts more free throws..... | 8-4 |
| Attempts fewer free throws..... | 2-15 |
| Free throw attempts are equal..... | 1-0 |
| Makes more free throws..... | 7-3 |
| Makes fewer free throws..... | 2-16 |
| Free throws made are equal..... | 2-0 |
| Bench outscores opponents bench..... | 9-11 |
| Bench outscored by opponents bench..... | 2-8 |
| Bench scoring is equal..... | 0-0 |
| Score 70 points or more..... | 2-3 |
| Score 80 points or more..... | 3-1 |
| Score 90 points or more..... | 1-0 |
| Score less than 70 points..... | 5-15 |
| Hold opponent to less than 70 points..... | 7-10 |
| Opponent scores 70 points or more..... | 4-9 |
| Games decided by 1-5 point..... | 6-6 |
| Games decided by less than 10 points..... | 2-5 |
| Games decided by more than 11 points..... | 4-8 |
| Overtime..... | 0-0 |
| On Mondays..... | 1-2 |
| On Tuesdays..... | 0-3 |
| On Wednesdays..... | 0-1 |
| On Thursdays..... | 4-5 |
| On Fridays..... | 2-0 |
| On Saturdays..... | 4-7 |
| On Sundays..... | 0-1 |
| At Home..... | 7-9 |
| On the Road..... | 4-10 |

2008-09 TOP PERFORMANCES

Scoring

| | |
|---|----|
| 1. Kelvin Bright vs. Butler..... | 27 |
| 2. Vance Cooksey at Kent State..... | 24 |
| 2. Vytas Sulskis at Robert Morris..... | 24 |
| 4. Kelvin Bright vs. UIC..... | 23 |
| 5. DeAndre Mays at Green Bay..... | 22 |
| 5. Kelvin Bright vs. Loyola..... | 22 |
| 5. Vytas Sulskis vs. Saint Francis (Pa.)..... | 22 |
| 8. DeAndre Mays vs. Green Bay..... | 21 |
| 8. Kelvin Bright at Kent State..... | 21 |
| 10. Vytas Sulskis at Charlotte..... | 20 |
| 10. Sirlester Martin vs. Milwaukee..... | 20 |
| 10. Vytas Sulskis vs. UIC..... | 20 |

Rebounding

| | |
|---|----|
| 1. Sirlester Martin at Cleveland State..... | 13 |
| 1. Jack Liles vs. Lock Haven..... | 13 |
| 1. Jack Liles at High Point..... | 13 |
| 1. Jack Liles vs. Allegheny..... | 13 |
| 5. Sirlester Martin at Milwaukee..... | 12 |
| 6. Sirlester Martin vs. Buffalo..... | 11 |
| 6. Sirlester Martin vs. Valparaiso..... | 11 |
| 6. Sirlester Martin vs. Akron..... | 11 |
| 9. Jack Liles vs. Loyola..... | 10 |

Assists

| | |
|--------------------------------------|---|
| 1. DeAndre Mays at Charlotte..... | 8 |
| 2. DeAndre Mays vs. UIC..... | 6 |
| 2. DeAndre Mays vs. UIC..... | 6 |
| 2. Vance Cooksey vs. Butler..... | 6 |
| 2. Vytas Sulskis vs. Allegheny..... | 6 |
| 6. DeAndre Mays at High Point..... | 5 |
| 6. Vance Cooksey at Kent State..... | 5 |
| 6. Kelvin Bright vs. Lock Haven..... | 5 |
| 6. DeAndre Mays vs. Lock Haven..... | 5 |
| 6. DeAndre Mays at Loyola..... | 5 |

Steals

| | |
|--------------------------------------|---|
| 1. Dallas Blocker vs. Allegheny..... | 5 |
| 2. DeAndre Mays at High Point..... | 4 |
| 3. Vance Cooksey at Kent State..... | 3 |
| 3. Ashen Ward vs. Valparaiso..... | 3 |
| 3. Vytas Sulskis vs. Allegheny..... | 3 |
| 3. Vytas Sulskis vs. Butler..... | 3 |

Blocked Shots

| | |
|---|---|
| 1. Jack Liles vs. Loyola..... | 4 |
| 1. Jack Liles vs. Buffalo..... | 4 |
| 3. Sirlester Martin vs. Buffalo..... | 3 |
| 3. Dallas Blocker vs. Wright State..... | 3 |
| 3. Dallas Blocker at Loyola..... | 3 |
| 3. Jack Liles vs. Milwaukee..... | 3 |

YOUNGSTOWN STATE

GAME #1

Buffalo 70
Youngstown State 62
Nov. 15 | Youngstown, Ohio
Beeghly Center

| UB | MP | FG | 3PT | FT | R | F | AS | TO | BS | ST | TP |
|---------------|------------|--------------|------------|-------------|-----------|-----------|-----------|-----------|----------|----------|-----------|
| • Fedotov | 18 | 0-6 | 0-0 | 2-2 | 5 | 0 | 1 | 0 | 1 | 1 | 2 |
| • Alston | 14 | 0-3 | 0-0 | 0-0 | 3 | 4 | 1 | 1 | 1 | 0 | 0 |
| • Pierce | 22 | 8-15 | 3-5 | 2-3 | 0 | 2 | 1 | 2 | 0 | 2 | 21 |
| • Betts | 30 | 5-14 | 1-2 | 1-4 | 13 | 3 | 2 | 2 | 2 | 0 | 12 |
| • Gamble | 38 | 9-14 | 0-0 | 1-2 | 8 | 3 | 5 | 4 | 1 | 1 | 19 |
| Mulkey | 3 | 0-0 | 0-0 | 0-1 | 1 | 0 | 1 | 0 | 0 | 0 | 0 |
| Smiley | 22 | 2-7 | 0-1 | 0-0 | 2 | 1 | 2 | 1 | 0 | 0 | 4 |
| Watt | 8 | 1-2 | 0-0 | 0-2 | 4 | 0 | 0 | 1 | 0 | 0 | 2 |
| Boyer | 17 | 0-0 | 0-0 | 2-2 | 3 | 2 | 1 | 3 | 0 | 1 | 2 |
| Robinson | 10 | 1-2 | 0-0 | 0-0 | 2 | 2 | 1 | 1 | 0 | 0 | 2 |
| Addison | 3 | 0-0 | 0-0 | 0-0 | 0 | 0 | 0 | 0 | 0 | 0 | 0 |
| Boudreau | 15 | 3-6 | 0-0 | 0-0 | 6 | 2 | 1 | 0 | 3 | 0 | 6 |
| Team | | | | | 4 | | | | | | |
| Totals | 200 | 29-69 | 4-8 | 8-16 | 51 | 19 | 15 | 15 | 8 | 5 | 70 |

| YSU | MP | FG | 3PT | FT | R | F | AS | TO | BS | ST | TP |
|---------------|------------|--------------|-------------|--------------|-----------|-----------|-----------|-----------|----------|----------|-----------|
| • Martin | 34 | 6-11 | 0-2 | 2-4 | 11 | 2 | 2 | 3 | 3 | 2 | 14 |
| • Liles | 32 | 4-5 | 0-0 | 2-2 | 3 | 2 | 0 | 0 | 4 | 0 | 10 |
| • Mays | 23 | 3-7 | 0-1 | 2-2 | 4 | 4 | 4 | 1 | 0 | 1 | 8 |
| • Bright | 39 | 5-19 | 0-3 | 1-2 | 4 | 1 | 1 | 1 | 0 | 1 | 11 |
| • Sulskis | 27 | 3-8 | 2-5 | 2-4 | 4 | 4 | 1 | 2 | 1 | 1 | 10 |
| Cooksey | 15 | 1-5 | 0-1 | 4-4 | 3 | 1 | 1 | 1 | 0 | 0 | 6 |
| Ward | 15 | 1-4 | 0-3 | 1-5 | 1 | 2 | 1 | 1 | 0 | 0 | 3 |
| Niemi | 2 | 0-0 | 0-0 | 0-0 | 0 | 0 | 0 | 0 | 0 | 0 | 0 |
| Parks | 6 | 0-4 | 0-3 | 0-0 | 2 | 1 | 0 | 1 | 0 | 0 | 0 |
| Boudler | 0+ | 0-0 | 0-0 | 0-0 | 0 | 0 | 0 | 0 | 0 | 0 | 0 |
| Blocker | 7 | 0-2 | 0-0 | 0-0 | 0 | 1 | 0 | 0 | 0 | 0 | 0 |
| Team | | | | | 7 | | | | | | |
| Totals | 200 | 23-65 | 2-18 | 14-23 | 39 | 18 | 10 | 10 | 8 | 5 | 62 |

FG% 42.0 3PT% 50.0 FT% 50.0
 Bulls 35.4 11.1 60.9
 Penguins 35.4 11.1 60.9
Halftime: UB 30, YSU 24
Officials: Foote, Mayborg, Simpson

GAME #2

Maryland 73
Youngstown State 49
Nov. 18 | College Park, Md.
Comcast Center

| YSU | MP | FG | 3PT | FT | R | F | AS | TO | BS | ST | TP |
|---------------|------------|--------------|-------------|--------------|-----------|-----------|-----------|-----------|----------|----------|-----------|
| • Martin | 21 | 4-8 | 0-0 | 1-2 | 7 | 4 | 0 | 0 | 0 | 1 | 9 |
| • Liles | 29 | 4-7 | 0-0 | 4-8 | 8 | 3 | 3 | 1 | 2 | 1 | 12 |
| • Mays | 33 | 5-10 | 0-2 | 1-2 | 7 | 3 | 3 | 5 | 0 | 1 | 11 |
| • Bright | 25 | 3-11 | 0-1 | 0-0 | 0 | 4 | 2 | 3 | 0 | 0 | 6 |
| • Ward | 21 | 0-6 | 0-4 | 0-0 | 3 | 2 | 0 | 3 | 1 | 2 | 0 |
| Cooksey | 10 | 0-3 | 0-1 | 0-0 | 2 | 0 | 0 | 1 | 1 | 0 | 0 |
| Niemi | 5 | 0-2 | 0-2 | 0-0 | 1 | 0 | 1 | 0 | 0 | 0 | 0 |
| Parks | 15 | 0-0 | 0-0 | 0-0 | 1 | 1 | 0 | 4 | 0 | 0 | 0 |
| Boulder | 1 | 0-0 | 0-0 | 0-0 | 0 | 1 | 0 | 1 | 0 | 1 | 0 |
| Blocker | 14 | 2-3 | 0-0 | 0-1 | 3 | 2 | 0 | 0 | 0 | 0 | 4 |
| Sulskis | 26 | 1-7 | 0-3 | 5-6 | 8 | 3 | 2 | 4 | 1 | 1 | 7 |
| Team | | | | | 5 | | | | | | |
| Totals | 200 | 19-57 | 0-13 | 11-19 | 45 | 23 | 11 | 23 | 5 | 8 | 49 |

| UM | MP | FG | 3PT | FT | R | F | AS | TO | BS | ST | TP |
|---------------|------------|--------------|-------------|--------------|-----------|-----------|-----------|-----------|----------|-----------|-----------|
| • Lilbourne | 18 | 2-4 | 0-0 | 2-4 | 4 | 5 | 0 | 1 | 1 | 1 | 6 |
| • Tucker | 19 | 3-12 | 0-1 | 3-4 | 1 | 1 | 1 | 0 | 0 | 1 | 9 |
| • Dupree | 21 | 1-3 | 0-0 | 0-0 | 5 | 2 | 0 | 0 | 1 | 1 | 2 |
| • Hayes | 28 | 4-8 | 1-4 | 4-4 | 3 | 1 | 2 | 2 | 1 | 1 | 13 |
| • Vasquez | 30 | 10-17 | 1-3 | 7-7 | 8 | 2 | 4 | 3 | 1 | 4 | 28 |
| Kim | 19 | 2-5 | 2-3 | 0-1 | 2 | 2 | 0 | 3 | 1 | 2 | 6 |
| Mosley | 10 | 2-5 | 0-0 | 2-4 | 2 | 2 | 1 | 2 | 0 | 0 | 6 |
| Bowie | 16 | 0-3 | 0-0 | 3-4 | 1 | 1 | 2 | 1 | 0 | 3 | 3 |
| Goins | 6 | 0-1 | 0-0 | 0-0 | 0 | 0 | 0 | 1 | 0 | 0 | 0 |
| Burney | 5 | 0-0 | 0-0 | 0-0 | 0 | 0 | 0 | 0 | 0 | 0 | 0 |
| Gregory | 7 | 0-0 | 0-0 | 0-0 | 1 | 3 | 0 | 1 | 0 | 0 | 0 |
| Neal | 21 | 0-1 | 0-1 | 0-0 | 1 | 1 | 2 | 1 | 0 | 0 | 0 |
| Team | | | | | 4 | | | | | | |
| Totals | 200 | 24-59 | 4-12 | 21-28 | 34 | 20 | 12 | 15 | 6 | 13 | 73 |

FG% 33.3 3PT% 0.0 FT% 57.9
 Penguins 40.7 33.3 75.0
 Terrapins 40.7 33.3 75.0
Halftime: UM 37, YSU 18
Officials: Kersey, Eades, Nance

GAME #3

Youngstown State 96
Allegheny 59
Nov. 22 | Youngstown, Ohio
Beeghly Center

| AC | MP | FG | 3PT | FT | R | F | AS | TO | BS | ST | TP |
|---------------|------------|--------------|-------------|-------------|-----------|-----------|-----------|-----------|----------|----------|-----------|
| • Price | 9 | 0-1 | 0-0 | 0-0 | 3 | 0 | 0 | 3 | 0 | 0 | 0 |
| • Raftis | 31 | 3-10 | 0-0 | 2-2 | 4 | 3 | 3 | 2 | 0 | 2 | 8 |
| • Barker | 18 | 1-5 | 0-0 | 0-0 | 3 | 5 | 1 | 2 | 1 | 0 | 2 |
| • Jaicks | 28 | 3-5 | 2-3 | 2-2 | 4 | 1 | 4 | 3 | 0 | 0 | 10 |
| • Devinney | 32 | 5-11 | 0-3 | 2-2 | 4 | 1 | 3 | 6 | 0 | 0 | 12 |
| Heeter | 5 | 1-2 | 1-1 | 0-0 | 1 | 0 | 0 | 1 | 0 | 1 | 3 |
| Bittner | 2 | 0-0 | 0-0 | 0-0 | 1 | 0 | 0 | 0 | 0 | 0 | 0 |
| Simbeck | 1 | 0-0 | 0-0 | 0-0 | 0 | 0 | 0 | 0 | 0 | 0 | 0 |
| Briscoe | 24 | 2-2 | 0-0 | 2-6 | 10 | 3 | 1 | 7 | 2 | 2 | 6 |
| Ness | 15 | 4-5 | 0-0 | 0-4 | 1 | 5 | 0 | 3 | 0 | 0 | 8 |
| Jones | 8 | 1-2 | 1-2 | 0-0 | 0 | 0 | 0 | 0 | 0 | 0 | 3 |
| Eisner | 13 | 1-4 | 1-3 | 0-1 | 1 | 1 | 3 | 2 | 0 | 1 | 3 |
| Hollihan | 14 | 2-2 | 0-0 | 0-0 | 3 | 1 | 0 | 0 | 0 | 0 | 4 |
| Team | | | | | 2 | | | | | | |
| Totals | 200 | 23-49 | 5-12 | 8-17 | 37 | 20 | 15 | 29 | 3 | 6 | 59 |

| YSU | MP | FG | 3PT | FT | R | F | AS | TO | BS | ST | TP |
|---------------|------------|--------------|--------------|-------------|-----------|-----------|-----------|-----------|----------|-----------|-----------|
| • Martin | 13 | 1-5 | 0-1 | 0-2 | 4 | 2 | 1 | 0 | 1 | 2 | 2 |
| • Liles | 25 | 6-13 | 0-0 | 0-0 | 13 | 3 | 0 | 0 | 0 | 3 | 12 |
| • Mays | 33 | 8-12 | 0-2 | 3-5 | 7 | 3 | 3 | 2 | 1 | 1 | 19 |
| • Bright | 28 | 5-15 | 1-3 | 1-7 | 4 | 2 | 2 | 0 | 1 | 2 | 12 |
| • Sulskis | 29 | 5-14 | 3-9 | 0-1 | 6 | 3 | 6 | 2 | 2 | 3 | 13 |
| Cooksey | 20 | 3-6 | 2-5 | 2-2 | 1 | 1 | 4 | 2 | 0 | 1 | 10 |
| Ward | 10 | 4-4 | 3-3 | 0-0 | 0 | 0 | 2 | 2 | 0 | 1 | 11 |
| Rebillot | 7 | 2-4 | 0-0 | 0-0 | 1 | 0 | 1 | 0 | 0 | 0 | 4 |
| Niemi | 1 | 0-0 | 0-0 | 0-0 | 0 | 0 | 0 | 0 | 0 | 0 | 0 |
| Parks | 14 | 2-5 | 1-4 | 0-0 | 3 | 2 | 1 | 0 | 0 | 1 | 5 |
| Boudler | 6 | 1-1 | 0-0 | 1-1 | 0 | 0 | 1 | 0 | 1 | 0 | 2 |
| Blocker | 14 | 3-4 | 0-0 | 0-0 | 2 | 1 | 0 | 1 | 0 | 5 | 14 |
| Team | | | | | 2 | | | | | | |
| Totals | 200 | 40-83 | 10-27 | 6-18 | 45 | 17 | 20 | 10 | 5 | 20 | 96 |

FG% 46.9 3PT% 41.7 FT% 47.1
 Gators 48.2 37.0 33.3
 Penguins 48.2 37.0 33.3
Halftime: YSU 39, AC 25
Officials: Fouser, Martin, Olson

GAME #4

Robert Morris 74
Youngstown State 72
Nov. 25 | Moon Township, Pa.
Sewall Center

| YSU | MP | FG | 3PT | FT | R | F | AS | TO | BS | ST | TP |
|---------------|------------|--------------|-------------|--------------|-----------|-----------|-----------|-----------|----------|----------|-----------|
| • Martin | 37 | 5-8 | 0-0 | 3-3 | 5 | 0 | 1 | 2 | 1 | 0 | 13 |
| • Liles | 16 | 1-4 | 0-0 | 0-2 | 2 | 4 | 0 | 0 | 1 | 1 | 2 |
| • Mays | 28 | 0-5 | 0-0 | 2-2 | 1 | 5 | 5 | 3 | 0 | 2 | 2 |
| • Bright | 39 | 6-13 | 1-3 | 4-5 | 5 | 3 | 2 | 1 | 0 | 0 | 17 |
| • Sulskis | 34 | 9-11 | 4-6 | 2-2 | 2 | 3 | 3 | 4 | 0 | 0 | 24 |
| Cooksey | 13 | 2-3 | 1-1 | 0-0 | 2 | 2 | 3 | 1 | 0 | 0 | 5 |
| Ward | 6 | 1-1 | 1-1 | 0-0 | 0 | 2 | 0 | 1 | 0 | 0 | 3 |
| Parks | 2 | 0-1 | 0-1 | 0-0 | 0 | 0 | 0 | 1 | 0 | 0 | 0 |
| Boulder | 4 | 0-0 | 0-0 | 2-2 | 1 | 1 | 0 | 0 | 0 | 0 | 0 |
| Blocker | 21 | 2-5 | 0-0 | 1-1 | 6 | 3 | 3 | 1 | 0 | 1 | 4 |
| Team | | | | | 5 | | | | | | |
| Totals | 200 | 26-51 | 7-12 | 13-17 | 29 | 23 | 17 | 14 | 2 | 4 | 72 |

| RMU | MP | FG | 3PT | FT | R | F | AS | TO | BS | ST | TP |
|-------------|----|-------|-----|------|---|---|----|----|----|----|----|
| • Robinson | 13 | 4-7 | 0-0 | 0-2 | 3 | 4 | 0 | 2 | 1 | 0 | 8 |
| • Nwigwe | 26 | 0-3 | 0-1 | 4-4 | 2 | 2 | 2 | 1 | 0 | 0 | 4 |
| • Langhurst | 25 | 4-6 | 3-5 | 2-2 | 0 | 0 | 1 | 1 | 0 | 1 | 13 |
| • Wallace | 25 | 1-3 | 0-1 | 2-2 | 5 | 4 | 2 | 2 | 0 | 1 | 4 |
| • Chappell | 36 | 7-16 | 3-7 | 3-3 | 6 | 2 | 4 | 3 | 0 | 4 | 20 |
| Francisco | 29 | 1-4 | 0-1 | 7-10 | 6 | 3 | 2 | 2 | 0 | 1 | 9 |
| Ehirim | 16 | 1-3</ | | | | | | | | | |

YOUNGSTOWN STATE

GAME #7

Butler 79
Youngstown State 71
Dec. 6 | Youngstown, Ohio
Beeghly Center

| BU | MP | FG | 3PT | FT | R | F | AS | TO | BS | ST | TP |
|---------------|------------|--------------|-------------|--------------|-----------|-----------|-----------|-----------|----------|----------|-----------|
| • Hayward | 19 | 2-4 | 1-2 | 2-2 | 3 | 4 | 1 | 2 | 0 | 1 | 7 |
| • Vesley | 25 | 1-5 | 0-1 | 0-0 | 3 | 3 | 0 | 1 | 1 | 3 | 2 |
| • Howard | 33 | 5-12 | 0-0 | 13-15 | 9 | 1 | 33 | 1 | 1 | 2 | 23 |
| • Mack | 30 | 7-13 | 4-7 | 4-4 | 2 | 1 | 5 | 1 | 0 | 0 | 22 |
| • Nored | 31 | 3-7 | 0-1 | 0-0 | 3 | 3 | 2 | 4 | 0 | 1 | 6 |
| Vanzant | 11 | 1-1 | 1-1 | 0-2 | 0 | 1 | 0 | 0 | 0 | 0 | 3 |
| Hahn | 20 | 3-7 | 2-4 | 1-2 | 0 | 2 | 1 | 0 | 0 | 0 | 9 |
| Leindecker | 12 | 1-3 | 0-2 | 0-0 | 0 | 1 | 1 | 0 | 0 | 1 | 2 |
| Jukes | 16 | 2-3 | 1-1 | 0-0 | 3 | 0 | 1 | 1 | 1 | 1 | 5 |
| Butcher | 3 | 0-1 | 0-1 | 0-0 | 0 | 0 | 0 | 0 | 0 | 0 | 0 |
| Team | | | | | 2 | | | | | | |
| Totals | 200 | 25-56 | 9-20 | 20-25 | 25 | 16 | 14 | 10 | 3 | 8 | 79 |

| YSU | MP | FG | 3PT | FT | R | F | AS | TO | BS | ST | TP |
|---------------|------------|--------------|-------------|--------------|-----------|-----------|-----------|-----------|----------|----------|-----------|
| • Martin | 33 | 4-7 | 0-0 | 4-4 | 9 | 2 | 2 | 2 | 0 | 1 | 12 |
| • Liles | 30 | 4-6 | 0-0 | 1-1 | 3 | 5 | 0 | 2 | 2 | 0 | 9 |
| • Mays | 30 | 3-6 | 3-5 | 0-0 | 1 | 5 | 3 | 4 | 0 | 0 | 9 |
| • Bright | 30 | 9-16 | 5-9 | 4-4 | 3 | 1 | 1 | 5 | 1 | 0 | 27 |
| • Sulskis | 31 | 2-9 | 0-4 | 4-4 | 7 | 3 | 2 | 3 | 2 | 3 | 8 |
| Cooksey | 26 | 1-5 | 0-3 | 4-4 | 2 | 3 | 6 | 1 | 0 | 2 | 6 |
| Ward | 1 | 0-0 | 0-0 | 0-0 | 0 | 0 | 0 | 0 | 0 | 0 | 0 |
| Rebillot | 2 | 0-0 | 0-0 | 0-0 | 0 | 1 | 0 | 0 | 0 | 0 | 0 |
| Niemi | 2 | 0-0 | 0-0 | 0-0 | 0 | 1 | 0 | 1 | 0 | 0 | 0 |
| Parks | 5 | 0-1 | 0-1 | 0-0 | 0 | 0 | 0 | 1 | 0 | 0 | 0 |
| Boudler | 10 | 0-0 | 0-0 | 0-0 | 2 | 1 | 1 | 0 | 2 | 0 | 0 |
| Team | | | | | 2 | | | | | | |
| Totals | 200 | 23-50 | 8-22 | 17-17 | 29 | 22 | 15 | 19 | 7 | 6 | 71 |

FG% 44.6 **3PT%** 45.0 **FT%** 80.0 **Halftime:** BU 39, YSU 28
Officials: Ingram, Dorian, Anslinger

GAME #8

Kent State 82
Youngstown State 74
Dec. 15 | Kent, Ohio
M.A.C. Center

| YSU | MP | FG | 3PT | FT | R | F | AS | TO | BS | ST | TP |
|---------------|------------|--------------|-------------|--------------|-----------|-----------|-----------|-----------|----------|----------|-----------|
| • Martin | 17 | 2-8 | 0-0 | 0-0 | 9 | 2 | 0 | 3 | 0 | 0 | 4 |
| • Liles | 21 | 3-11 | 0-0 | 2-2 | 8 | 4 | 1 | 2 | 1 | 0 | 8 |
| • Mays | 22 | 1-3 | 0-1 | 2-2 | 3 | 2 | 3 | 4 | 0 | 0 | 4 |
| • Bright | 34 | 8-13 | 3-6 | 2-4 | 4 | 2 | 1 | 3 | 0 | 1 | 21 |
| • Sulskis | 27 | 2-8 | 0-2 | 1-1 | 2 | 2 | 2 | 4 | 2 | 1 | 5 |
| Cooksley | 28 | 8-9 | 1-1 | 7-11 | 3 | 1 | 5 | 2 | 0 | 3 | 24 |
| Ward | 9 | 0-2 | 0-2 | 0-0 | 0 | 1 | 1 | 0 | 0 | 0 | 0 |
| Rebillot | 7 | 1-1 | 0-0 | 0-0 | 4 | 1 | 0 | 0 | 0 | 0 | 2 |
| Parks | 16 | 0-3 | 0-3 | 0-0 | 2 | 0 | 0 | 0 | 0 | 1 | 0 |
| Boudler | 6 | 0-1 | 0-0 | 0-0 | 0 | 1 | 1 | 0 | 1 | 2 | 0 |
| Blocker | 13 | 3-5 | 0-0 | 0-0 | 0 | 5 | 1 | 0 | 1 | 1 | 6 |
| Team | | | | | 3 | | | | | | |
| Totals | 200 | 28-64 | 4-15 | 14-20 | 38 | 21 | 15 | 19 | 5 | 9 | 74 |

| KSU | MP | FG | 3PT | FT | R | F | AS | TO | BS | ST | TP |
|---------------|------------|--------------|-------------|--------------|-----------|-----------|-----------|-----------|----------|-----------|-----------|
| • Simpson | 18 | 4-6 | 0-0 | 3-6 | 6 | 3 | 0 | 1 | 0 | 1 | 11 |
| • Parks | 18 | 2-4 | 0-0 | 0-0 | 4 | 2 | 0 | 0 | 0 | 0 | 4 |
| • Singletary | 30 | 5-12 | 0-4 | 4-5 | 2 | 1 | 3 | 7 | 0 | 2 | 14 |
| • Fisher | 36 | 5-9 | 0-2 | 10-12 | 2 | 4 | 3 | 4 | 1 | 3 | 20 |
| • Mincy | 30 | 1-5 | 0-1 | 1-2 | 3 | 5 | 6 | 0 | 0 | 4 | 3 |
| Woods | 4 | 1-2 | 0-1 | 1-2 | 0 | 1 | 0 | 0 | 0 | 0 | 3 |
| McKee | 19 | 3-5 | 1-3 | 0-0 | 0 | 0 | 0 | 1 | 0 | 0 | 7 |
| Henry-Ala | 12 | 2-5 | 1-2 | 2-2 | 3 | 1 | 0 | 0 | 0 | 1 | 7 |
| Greene | 9 | 3-5 | 0-0 | 1-1 | 2 | 0 | 0 | 0 | 0 | 0 | 7 |
| Sullinger | 23 | 3-3 | 0-0 | 0-2 | 7 | 1 | 0 | 2 | 0 | 1 | 6 |
| Grimsley | 1 | 0-0 | 0-0 | 0-0 | 0 | 0 | 0 | 0 | 0 | 0 | 0 |
| Team | | | | | 5 | | | | | | |
| Totals | 200 | 29-56 | 2-13 | 22-32 | 38 | 18 | 12 | 15 | 1 | 12 | 82 |

FG% 43.8 **3PT%** 26.7 **FT%** 70.0 **Halftime:** YSU 31, KSU 29
Officials: Simpson, Steratore, Wymer

GAME #9

Youngstown State 64
High Point 61
Dec. 19 | High Point, N.C.
Millis Athletic Center

| YSU | MP | FG | 3PT | FT | R | F | AS | TO | BS | ST | TP |
|---------------|------------|--------------|------------|-------------|-----------|-----------|-----------|----------|----------|-----------|-----------|
| • Rebillot | 14 | 2-4 | 0-0 | 0-0 | 4 | 2 | 1 | 2 | 0 | 0 | 4 |
| • Liles | 27 | 6-12 | 0-0 | 2-2 | 13 | 2 | 0 | 1 | 1 | 1 | 14 |
| • Mays | 34 | 5-16 | 1-2 | 2-4 | 7 | 2 | 5 | 1 | 0 | 4 | 13 |
| • Cooksey | 24 | 0-3 | 0-1 | 0-1 | 2 | 2 | 1 | 1 | 0 | 2 | 0 |
| • Bright | 33 | 5-18 | 2-4 | 2-5 | 5 | 2 | 4 | 2 | 1 | 2 | 14 |
| Ward | 2 | 0-1 | 0-1 | 0-0 | 0 | 0 | 0 | 0 | 0 | 0 | 0 |
| Martin | 26 | 4-12 | 0-0 | 0-1 | 9 | 1 | 0 | 0 | 0 | 1 | 8 |
| Blocker | 13 | 2-4 | 0-0 | 0-0 | 3 | 2 | 0 | 0 | 1 | 0 | 4 |
| Sulskis | 27 | 2-3 | 0-0 | 3-4 | 3 | 3 | 3 | 2 | 1 | 0 | 7 |
| Team | | | | | 2 | | | | | | |
| Totals | 200 | 26-73 | 3-8 | 9-17 | 48 | 16 | 14 | 9 | 4 | 10 | 64 |

| HPU | MP | FG | 3PT | FT | R | F | AS | TO | BS | ST | TP |
|---------------|------------|--------------|-------------|-------------|-----------|-----------|-----------|-----------|-----------|----------|-----------|
| • Morris | 6 | 1-5 | 0-0 | 0-0 | 2 | 0 | 0 | 2 | 0 | 1 | 2 |
| • Short | 30 | 2-5 | 0-0 | 0-1 | 10 | 3 | 1 | 1 | 6 | 0 | 4 |
| • Barbour | 30 | 8-15 | 2-7 | 3-5 | 4 | 2 | 1 | 1 | 3 | 1 | 21 |
| • Harris | 36 | 3-11 | 2-5 | 0-0 | 2 | 1 | 2 | 1 | 0 | 0 | 8 |
| • Singleton | 26 | 1-5 | 0-1 | 4-6 | 7 | 2 | 5 | 3 | 0 | 1 | 6 |
| Campbell | 22 | 3-4 | 2-2 | 0-0 | 6 | 2 | 1 | 0 | 0 | 1 | 8 |
| Mendenhall | 11 | 0-4 | 0-3 | 0-0 | 0 | 2 | 2 | 1 | 0 | 1 | 0 |
| Bridges | 18 | 2-5 | 0-0 | 1-6 | 4 | 3 | 0 | 1 | 0 | 0 | 5 |
| Daniels | 21 | 3-5 | 0-0 | 1-3 | 4 | 3 | 1 | 3 | 8 | 0 | 7 |
| Team | | | | | 5 | | | | | | |
| Totals | 200 | 23-59 | 6-18 | 9-21 | 44 | 18 | 13 | 13 | 17 | 5 | 61 |

FG% 45.6 **3PT%** 37.5 **FT%** 52.9 **Halftime:** YSU 31, HPU 31
Officials: Lucas, Eades, Ayers

GAME #12

Youngstown State 80
Detroit 78
Jan. 1 | Detroit, Mich.
Calihan Hall

| YSU | MP | FG | 3PT | FT | R | F | AS | TO | BS | ST | TP |
|---------------|------------|--------------|------------|--------------|-----------|-----------|----------|-----------|----------|----------|-----------|
| • Rebillot | 6 | 0-0 | 0-0 | 2-2 | 2 | 1 | 0 | 2 | 0 | 0 | 2 |
| • Liles | 24 | 1-6 | 0-0 | 5-6 | 2 | 4 | 0 | 2 | 0 | 0 | 7 |
| • Mays | 38 | 7-12 | 1-2 | 4-7 | 3 | 2 | 3 | 2 | 1 | 0 | 19 |
| • Cooksey | 15 | 0-1 | 0-1 | 1-4 | 0 | 2 | 0 | 1 | 0 | 1 | 1 |
| • Bright | 40 | 6-10 | 0-0 | 5-5 | 5 | 1 | 0 | 3 | 0 | 0 | 17 |
| Ward | 12 | 3-3 | 2-2 | 0-0 | 0 | 4 | 0 | 0 | 0 | 1 | 8 |
| Martin | 23 | 4-7 | 0-0 | 1-2 | 9 | 3 | 1 | 3 | 0 | 1 | 9 |
| Blocker | 23 | 3-3 | 0-0 | 2-2 | 4 | 4 | 0 | 0 | 1 | 1 | 8 |
| Sulskis | 19 | 2-3 | 1-2 | 4-4 | 2 | 3 | 1 | 1 | 0 | 0 | 9 |
| Team | | | | | 2 | | | | | | |
| Totals | 200 | 26-45 | 4-7 | 24-32 | 29 | 20 | 9 | 14 | 2 | 4 | 80 |

| UDM | MP | FG | 3PT | FT | R | F | AS | TO | BS | ST | TP |
|---------------|------------|--------------|-------------|--------------|-----------|-----------|-----------|-----------|----------|----------|-----------|
| • Harrington | 24 | 0-1 | 0-0 | 3-4 | 2 | 4 | 0 | 1 | 1 | 0 | 3 |
| • Bennett | 11 | 1-1 | 0-0 | 0-0 | 0 | 0 | 0 | 0 | 1 | 0 | 2 |
| • Foster | 25 | 2-7 | 0-3 | 5-5 | 1 | 3 | 4 | 1 | 0 | 2 | 9 |
| • Payne | 34 | 9-11 | 2-2 | 4-8 | 1 | 4 | 3 | 1 | 0 | 1 | 24 |
| • Kennedy | 35 | 7-12 | 1-3 | 4-4 | 4 | 2 | 1 | 1 | 0 | 0 | 19 |
| Hartfield | 5 | 1-2 | 0-1 | 0-0 | 1 | 0 | 1 | 0 | 0 | 0 | 2 |
| Jokic | 26 | 4-6 | 2-2 | 0-1 | 1 | 4 | 2 | 2 | 1 | 2 | 10 |
| Hayes | 8 | 1-4 | 0-0 | 0-0 | 1 | 3 | 0 | 0 | 1 | 1 | 2 |
| Stephens | 22 | 3-5 | 1-2 | 0-2 | 3 | 3 | 1 | 3 | 0 | 1 | 7 |
| Fee | 9 | 0-1 | 0-0 | 0-0 | 0 | 2 | 1 | 1 | 0 | 0 | 0 |
| Team | | | | | 4 | | | | | | |
| Totals | 200 | 28-50 | 6-13 | 16-24 | 17 | 26 | 12 | 11 | 4 | 7 | 78 |

FG% 57.8 **3PT%** 57.1 **FT%** 75.0 **Halftime:** UDM 41, YSU 35
Officials: Collins, Simpson, Skiles

GAME #10

Charlotte 100
Youngstown State 80
Dec. 21 | Charlotte, N.C.
Halton Arena

| YSU | MP | FG | 3PT | FT | R | F | AS | TO | BS | ST | TP |
|------------|----|-----|-----|-----|---|---|----|----|----|----|----|
| • Rebillot | 10 | 0-1 | 0-0 | 1-3 | 3 | 1 | 0 | 1 | 0 | 0 | 1 |
| • Liles | 22 | 1-8 | 0-0 | 1-2 | 2 | 3 | 0 | 1 | 1 | 0 | 3 |
| | | | | | | | | | | | |

YOUNGSTOWN STATE

GAME #13

Wright State 60
Youngstown State 59
Jan. 3 | Dayton, Ohio
Nutter Center

| YSU | MP | FG | 3PT | FT | R | F | AS | TO | BS | ST | TP |
|---------------|------------|--------------|-------------|-------------|-----------|-----------|-----------|-----------|----------|----------|-----------|
| •Rebillot | 8 | 0-0 | 0-0 | 0-0 | 1 | 2 | 0 | 2 | 0 | 0 | 0 |
| •Liles | 35 | 5-9 | 0-0 | 2-5 | 8 | 2 | 2 | 2 | 1 | 0 | 12 |
| •Mays | 33 | 5-14 | 2-4 | 3-4 | 3 | 1 | 3 | 2 | 0 | 1 | 15 |
| •Cooksey | 12 | 0-1 | 0-0 | 0-0 | 0 | 1 | 0 | 0 | 0 | 0 | 0 |
| •Bright | 29 | 4-9 | 0-3 | 1-1 | 3 | 1 | 1 | 2 | 0 | 0 | 9 |
| Ward | 17 | 3-4 | 3-4 | 0-0 | 1 | 1 | 3 | 1 | 0 | 1 | 9 |
| Martin | 19 | 5-6 | 0-0 | 0-0 | 3 | 4 | 0 | 2 | 0 | 1 | 10 |
| Blocker | 20 | 0-1 | 0-0 | 0-0 | 4 | 5 | 1 | 2 | 0 | 1 | 0 |
| Sulskis | 27 | 1-5 | 1-3 | 1-2 | 3 | 3 | 2 | 2 | 0 | 1 | 4 |
| Team | | | | | 1 | | | | | | |
| Totals | 200 | 23-49 | 6-14 | 7-12 | 27 | 20 | 12 | 15 | 1 | 5 | 59 |

| WSU | MP | FG | 3PT | FT | R | F | AS | TO | BS | ST | TP |
|---------------|------------|--------------|-------------|--------------|-----------|-----------|-----------|-----------|----------|----------|-----------|
| •Cooperwld | 22 | 3-4 | 0-0 | 5-5 | 6 | 3 | 1 | 2 | 0 | 1 | 11 |
| •Thomas | 26 | 3-9 | 0-1 | 1-2 | 8 | 4 | 1 | 0 | 0 | 1 | 7 |
| •Gardner | 34 | 3-8 | 1-3 | 0-2 | 2 | 1 | 5 | 1 | 0 | 3 | 7 |
| •Brown | 29 | 3-5 | 1-1 | 4-6 | 5 | 2 | 0 | 2 | 0 | 0 | 11 |
| •Graham | 24 | 2-6 | 0-4 | 2-2 | 3 | 0 | 0 | 2 | 0 | 0 | 6 |
| Tabler | 14 | 1-4 | 1-4 | 0-0 | 0 | 4 | 0 | 0 | 0 | 0 | 3 |
| Evans | 19 | 1-5 | 0-1 | 0-0 | 1 | 1 | 2 | 3 | 0 | 0 | 2 |
| Land | 17 | 4-6 | 1-2 | 2-2 | 2 | 1 | 0 | 1 | 0 | 0 | 11 |
| Grote | 6 | 0-0 | 0-0 | 0-0 | 0 | 0 | 1 | 0 | 0 | 0 | 0 |
| Horne | 9 | 0-0 | 0-0 | 2-4 | 2 | 0 | 0 | 1 | 0 | 1 | 2 |
| Team | | | | | 3 | | | | | | |
| Totals | 200 | 20-47 | 4-16 | 16-23 | 32 | 16 | 10 | 12 | 0 | 6 | 60 |

FG% 3PT% FT% Halftime: YSU 33, WSU 20
46.9 42.9 58.3 Officials:
Penguins Raiders 42.6 25.0 69.6 Rodeheffer, Sauder, Hutchinson

GAME #14

Youngstown State 80
UIC 70
Jan. 8 | Youngstown, Ohio
Beeghly Center

| UIC | MP | FG | 3PT | FT | R | F | AS | TO | BS | ST | TP |
|---------------|------------|--------------|-------------|-------------|-----------|-----------|-----------|-----------|----------|----------|-----------|
| •Buttelt | 9 | 0-0 | 0-0 | 0-0 | 3 | 2 | 0 | 1 | 0 | 0 | 0 |
| •Boyd | 27 | 4-7 | 1-3 | 1-4 | 4 | 1 | 0 | 2 | 0 | 0 | 10 |
| •VanderMeer | 36 | 5-13 | 0-0 | 1-2 | 10 | 3 | 1 | 2 | 5 | 3 | 11 |
| •Mayo | 37 | 7-18 | 2-8 | 4-5 | 2 | 2 | 5 | 1 | 0 | 0 | 20 |
| •Stewart | 34 | 4-6 | 1-2 | 0-1 | 4 | 4 | 6 | 0 | 0 | 0 | 9 |
| Kreps | 22 | 1-3 | 1-3 | 0-0 | 3 | 1 | 0 | 1 | 0 | 1 | 3 |
| Eppinger | 16 | 5-5 | 0-0 | 0-0 | 2 | 3 | 0 | 2 | 0 | 0 | 10 |
| Harris | 3 | 0-0 | 0-0 | 0-0 | 1 | 0 | 0 | 0 | 0 | 0 | 0 |
| Neely | 3 | 1-3 | 0-1 | 0-0 | 0 | 2 | 0 | 0 | 0 | 0 | 2 |
| Ignjatovic | 11 | 2-3 | 0-0 | 1-2 | 1 | 0 | 0 | 1 | 0 | 0 | 5 |
| Poston | 2 | 0-0 | 0-0 | 0-0 | 0 | 0 | 0 | 0 | 0 | 0 | 0 |
| Team | | | | | 2 | | | | | | |
| Totals | 200 | 29-58 | 5-17 | 7-14 | 31 | 19 | 12 | 10 | 5 | 4 | 70 |

| YSU | MP | FG | 3PT | FT | R | F | AS | TO | BS | ST | TP |
|---------------|------------|--------------|-------------|--------------|-----------|-----------|-----------|----------|----------|----------|-----------|
| •Rebillot | 4 | 0-0 | 0-0 | 0-0 | 0 | 0 | 0 | 0 | 0 | 0 | 0 |
| •Liles | 20 | 5-6 | 0-0 | 2-3 | 6 | 4 | 0 | 0 | 0 | 0 | 12 |
| •Mays | 38 | 2-11 | 0-2 | 2-2 | 6 | 2 | 4 | 1 | 1 | 0 | 6 |
| •Cooksey | 16 | 2-3 | 2-2 | 6-6 | 2 | 3 | 2 | 3 | 0 | 1 | 12 |
| •Bright | 35 | 6-15 | 3-6 | 8-9 | 2 | 1 | 2 | 1 | 0 | 0 | 23 |
| Ward | 7 | 0-1 | 0-1 | 0-0 | 1 | 0 | 0 | 0 | 0 | 0 | 0 |
| Niemi | 1 | 0-0 | 0-0 | 0-0 | 0 | 0 | 0 | 0 | 0 | 0 | 0 |
| Martin | 19 | 2-3 | 0-0 | 3-3 | 2 | 1 | 2 | 1 | 1 | 0 | 7 |
| Boudler | 6 | 0-1 | 0-0 | 0-0 | 0 | 0 | 0 | 0 | 0 | 1 | 0 |
| Blocker | 31 | 5-7 | 0-0 | 1-3 | 8 | 3 | 1 | 1 | 1 | 1 | 11 |
| Sulskis | 23 | 4-11 | 1-6 | 0-0 | 1 | 1 | 4 | 1 | 0 | 1 | 9 |
| Team | | | | | 6 | | | | | | |
| Totals | 200 | 26-58 | 6-17 | 22-26 | 34 | 15 | 15 | 8 | 3 | 4 | 80 |

FG% 3PT% FT% Halftime: UIC 38, YSU 31
50.0 29.4 50.0 Officials:
Penguins 44.8 35.3 84.6 Wymer, Carstensen, Foote

GAME #16

Milwaukee 69
Youngstown State 50
Jan. 15 | Milwaukee, Wis.
U.S. Cellular Arena

| YSU | MP | FG | 3PT | FT | R | F | AS | TO | BS | ST | TP |
|---------------|------------|--------------|-------------|--------------|-----------|-----------|----------|-----------|----------|----------|-----------|
| •Rebillot | 9 | 0-1 | 0-0 | 0-0 | 2 | 2 | 0 | 1 | 2 | 0 | 0 |
| •Liles | 24 | 0-4 | 0-0 | 0-0 | 4 | 2 | 2 | 2 | 1 | 0 | 0 |
| •Mays | 30 | 5-13 | 1-3 | 0-0 | 7 | 2 | 3 | 0 | 0 | 0 | 11 |
| •Cooksey | 17 | 1-4 | 0-1 | 2-2 | 1 | 2 | 1 | 0 | 0 | 0 | 4 |
| •Bright | 25 | 0-6 | 0-0 | 3-5 | 1 | 3 | 0 | 5 | 0 | 1 | 3 |
| Ward | 18 | 2-9 | 0-3 | 5-6 | 4 | 2 | 0 | 1 | 1 | 1 | 9 |
| Niemi | 2 | 0-0 | 0-0 | 0-0 | 0 | 0 | 0 | 0 | 0 | 0 | 0 |
| Martin | 29 | 5-12 | 0-1 | 2-2 | 12 | 2 | 0 | 1 | 2 | 0 | 12 |
| Parks | 6 | 0-0 | 0-0 | 0-0 | 1 | 0 | 0 | 1 | 0 | 0 | 0 |
| Boudler | 7 | 0-1 | 0-0 | 0-0 | 4 | 0 | 1 | 0 | 1 | 0 | 0 |
| Blocker | 9 | 1-2 | 0-0 | 0-3 | 2 | 0 | 1 | 2 | 0 | 1 | 2 |
| Sulskis | 24 | 3-10 | 2-6 | 1-2 | 3 | 4 | 0 | 2 | 0 | 0 | 9 |
| Team | | | | | 1 | | | | | | |
| Totals | 200 | 17-62 | 3-14 | 13-20 | 42 | 19 | 8 | 15 | 7 | 3 | 50 |

| UWM | MP | FG | 3PT | FT | R | F | AS | TO | BS | ST | TP |
|---------------|------------|--------------|-------------|--------------|-----------|-----------|-----------|----------|----------|-----------|----|
| •Meier | 12 | 1-5 | 0-3 | 0-0 | 0 | 4 | 0 | 0 | 0 | 0 | 2 |
| •Hill | 16 | 3-5 | 0-1 | 1-2 | 2 | 1 | 0 | 1 | 1 | 0 | 7 |
| •Smith | 26 | 3-12 | 0-2 | 2-2 | 3 | 3 | 2 | 1 | 0 | 0 | 8 |
| •Franklin | 22 | 2-3 | 1-2 | 0-0 | 2 | 2 | 0 | 0 | 0 | 1 | 5 |
| •Boyle | 29 | 6-12 | 2-7 | 4-4 | 3 | 2 | 1 | 1 | 0 | 1 | 18 |
| Swiggert | 5 | 1-2 | 0-0 | 0-0 | 0 | 1 | 0 | 0 | 0 | 0 | 2 |
| Roberts | 20 | 4-6 | 0-0 | 4-6 | 7 | 2 | 1 | 1 | 0 | 0 | 12 |
| James | 15 | 0-1 | 0-0 | 3-3 | 1 | 3 | 3 | 2 | 1 | 1 | 3 |
| Holt | 2 | 1-1 | 0-0 | 0-0 | 1 | 0 | 0 | 0 | 0 | 0 | 1 |
| Dean | 2 | 0-0 | 0-0 | 0-0 | 0 | 0 | 0 | 0 | 0 | 0 | 0 |
| Anderson | 2 | 0-1 | 0-0 | 0-0 | 1 | 0 | 0 | 0 | 0 | 0 | 0 |
| Porte | 20 | 1-1 | 0-0 | 0-2 | 11 | 2 | 2 | 0 | 3 | 0 | 2 |
| Averkamp | 4 | 0-1 | 0-0 | 0-0 | 1 | 0 | 0 | 1 | 0 | 0 | 0 |
| Eayrs | 25 | 2-9 | 0-2 | 4-4 | 9 | 0 | 1 | 3 | 1 | 2 | 8 |
| Team | | | | | 2 | | | | | | |
| Totals | 200 | 24-59 | 3-17 | 18-23 | 43 | 20 | 11 | 6 | 7 | 69 | |

FG% 3PT% FT% Halftime: UWM 32, YSU 22
27.4 21.4 65.0 Officials:
Penguins Panthers 40.7 17.6 78.3 Dorsey, Simpson, Ferrari

GAME #17

Green Bay 78
Youngstown State 61
Jan. 17 | Green Bay, Wis.
Resch Center

| YSU | MP | FG | 3PT | FT | R | F | AS | TO | BS | ST | TP |
|---------------|------------|--------------|-------------|--------------|-----------|-----------|----------|-----------|----------|----------|-----------|
| •Mays | 37 | 7-21 | 1-6 | 7-10 | 6 | 2 | 0 | 2 | 0 | 0 | 22 |
| •Bright | 26 | 3-13 | 0-2 | 3-4 | 3 | 2 | 1 | 4 | 1 | 1 | 9 |
| •Martin | 27 | 3-8 | 2-3 | 3-4 | 6 | 3 | 0 | 1 | 0 | 1 | 11 |
| •Sulskis | 12 | 0-2 | 0-1 | 0-0 | 0 | 1 | 1 | 2 | 0 | 1 | 0 |
| •Liles | 8 | 0-1 | 0-0 | 0-0 | 2 | 2 | 0 | 1 | 0 | 0 | 0 |
| Cooksey | 7 | 0-1 | 0-0 | 0-0 | 0 | 1 | 2 | 0 | 1 | 0 | 0 |
| Ward | 16 | 0-3 | 0-2 | 0-1 | 2 | 0 | 3 | 1 | 0 | 0 | 0 |
| Rebillot | 2 | 0-0 | 0-0 | 0-0 | 1 | 0 | 0 | 0 | 0 | 0 | 0 |
| Niemi | 12 | 0-0 | 0-0 | 0-0 | 1 | 3 | 0 | 0 | 0 | 1 | 0 |
| Parks | 22 | 4-7 | 2-4 | 0-1 | 2 | 2 | 0 | 1 | 0 | 1 | 10 |
| Boudler | 20 | 2-4 | 0-0 | 0-0 | 5 | 1 | 1 | 1 | 0 | 0 | 4 |
| Blocker | 11 | 2-3 | 0-1 | 1-2 | 3 | 3 | 1 | 1 | 0 | 0 | 5 |
| Team | | | | | 6 | | | | | | |
| Totals | 200 | 21-63 | 5-20 | 14-21 | 37 | 20 | 8 | 16 | 1 | 6 | 61 |

| UWGB | MP | FG | 3PT | FT | R | F | AS | TO | BS | ST | TP |
|---------------|------------|--------------|-------------|--------------|-----------|-----------|-----------|-----------|----------|----------|-----------|
| •Cotton | 25 | 4-7 | 3-5 | 0-0 | 2 | 3 | 1 | 2 | 0 | 0 | 11 |
| •Fletcher | 21 | 4-6 | 0-0 | 1-1 | 6 | 0 | 6 | 2 | 0 | 3 | 9 |
| •Evans | 22 | 5-9 | 0-2 | 0-2 | 2 | 2 | 0 | 2 | 0 | 2 | 10 |
| •Berry | 21 | 4-5 | 0-0 | 2-2 | 5 | 1 | 0 | 2 | 2 | 0 | 10 |
| •Schachtner | 28 | 2-7 | 1-2 | 6-6 | 8 | 3 | 2 | 1 | 0 | 0 | 11 |
| Perine | 22 | 2-4 | 0-0 | 4-4 | 4 | 2 | 2 | 3 | 0 | 1 | 8 |
| Eaton | 20 | 2-5 | 0-2 | 0-0 | 0 | 1 | 0 | 0 | 0 | 1 | 4 |
| Anderson | 2 | 0-1 | 0-0 | 0-0 | 0 | 0 | 0 | 0 | 0 | 0 | 0 |
| Walls | 3 | 0-0 | 0-0 | 0-0 | 1 | 1 | 1 | 0 | 0 | 0 | 0 |
| Tillema | 19 | 2-5 | 1-2 | 6-6 | 3 | 5 | 1 | 1 | 1 | 1 | 11 |
| Nelson | 17 | 1-2 | 0-0 | 2-2 | 4 | 5 | 0 | 2 | 1 | 0 | 4 |
| Team | | | | | 1 | | | | | | |
| Totals | 200 | 26-51 | 5-13 | 21-23 | 35 | 21 | 17 | 16 | 4 | 8 | 78 |

FG% 3PT% FT% Halftime: UWGB 40, YSU 24
33.3 25.0 66.7 Officials:
Penguins Phoenix 51.0 38.5 91.3 Juzenas, Whaley, Fitzgerald

GAME #15

Loyola 68
Youngstown State 57
Jan. 10 | Youngstown, Ohio
Beeghly Center

| LU | MP | FG | 3PT | FT | R | F | AS | TO | BS | ST | TP |
|-------------|----|-----|-----|-----|---|---|----|----|----|----|----|
| •Gibler | 27 | 2-5 | 1-1 | 1-2 | 2 | 3 | 2 | 2 | 2 | 2 | 6 |
| •Williams | 27 | 3-5 | 0-0 | 0-2 | 3 | 3 | 1 | 2 | 0 | 0 | 6 |
| •VanWeelden | 27 | 4-4 | 4-4 | 0-1 | 4 | 3 | 1 | 1 | 0 | 1 | 12 |
| •Cerasoli | 31 | 1-9 | 1-3 | 8-8 | 2 | 2 | 5 | 2 | 1 | 0 | 11 |
| •Blount | 36 | 3-8 | 0-1 | 3-8 | 7 | 4 | 3 | 3 | 0 | 1 | 9 |
| Hicks | 11 | 1-1 | 1-1 | 0-0 | 2 | 3 | 1 | 1 | 0 | 0 | 3 |
| Thomas | 13 | 4-8 | 3-4 | 0-0 | 3 | 2 | 0 | 1 | 0 | 2 | 11 |
| McCammon | 2 | 0-0 | 0-0 | 0-0 | 0 | 1 | 1 | 0 | 0 | 0 | 0 |
| Forman | 6 | 0-1 | 0-1 | | | | | | | | |

YOUNGSTOWN STATE

GAME #19

Akron 67
Youngstown State 53
Jan. 26 | Youngstown, Ohio
Beeghly Center

| UA | MP | FG | 3PT | FT | R | F | AS | TO | BS | ST | TP |
|----------------|------------|--------------|-------------|--------------|-----------|-----------|-----------|----------|----------|----------|-----------|
| • Cvetinovic | 22 | 4-6 | 0-0 | 0-0 | 5 | 4 | 1 | 0 | 0 | 0 | 8 |
| • McKnight, C. | 22 | 2-4 | 1-1 | 8-9 | 9 | 3 | 1 | 1 | 0 | 0 | 13 |
| • Linhart | 29 | 6-11 | 0-2 | 3-3 | 9 | 2 | 0 | 2 | 1 | 4 | 15 |
| • Roberts | 27 | 1-7 | 1-1 | 2-2 | 1 | 1 | 2 | 1 | 0 | 1 | 5 |
| • Hitchens | 20 | 1-6 | 1-4 | 0-0 | 2 | 2 | 4 | 1 | 1 | 0 | 3 |
| McNees | 23 | 2-7 | 1-4 | 4-4 | 1 | 2 | 1 | 1 | 0 | 0 | 9 |
| McClanahan | 10 | 1-4 | 1-4 | 1-2 | 3 | 1 | 2 | 0 | 0 | 0 | 4 |
| McKnight, B. | 19 | 2-8 | 0-1 | 0-2 | 3 | 3 | 0 | 2 | 0 | 0 | 4 |
| Conyers | 15 | 1-4 | 1-2 | 2-2 | 5 | 3 | 0 | 1 | 1 | 1 | 5 |
| Bardo | 13 | 0-0 | 0-0 | 1-2 | 3 | 2 | 0 | 0 | 0 | 0 | 1 |
| Team | | | | | 0 | | | | | | |
| Totals | 200 | 20-57 | 6-19 | 21-26 | 41 | 23 | 11 | 9 | 3 | 7 | 67 |

| YSU | MP | FG | 3PT | FT | R | F | AS | TO | BS | ST | TP |
|---------------|------------|--------------|-------------|--------------|-----------|-----------|----------|-----------|----------|----------|-----------|
| • Martn | 36 | 1-10 | 1-3 | 2-2 | 11 | 2 | 0 | 1 | 0 | 0 | 5 |
| • Parks | 18 | 1-4 | 1-3 | 0-0 | 3 | 0 | 0 | 3 | 0 | 0 | 3 |
| • Liles | 27 | 2-8 | 0-0 | 1-3 | 3 | 2 | 1 | 2 | 0 | 0 | 5 |
| • Mays | 37 | 7-14 | 2-5 | 2-2 | 8 | 2 | 2 | 2 | 0 | 0 | 18 |
| • Bright | 31 | 4-7 | 0-2 | 3-10 | 3 | 3 | 1 | 1 | 0 | 0 | 11 |
| Cooksey | 14 | 1-3 | 0-1 | 3-4 | 2 | 2 | 1 | 2 | 0 | 1 | 5 |
| Ward | 1 | 0-1 | 0-1 | 1-2 | 1 | 0 | 0 | 0 | 0 | 0 | 1 |
| Rebillot | 4 | 0-0 | 0-0 | 0-0 | 1 | 2 | 0 | 0 | 0 | 0 | 0 |
| Niemi | 1 | 0-0 | 0-0 | 0-0 | 0 | 0 | 0 | 0 | 0 | 0 | 0 |
| Boudler | 8 | 1-2 | 0-0 | 0-1 | 3 | 2 | 0 | 0 | 0 | 1 | 2 |
| Blocker | 6 | 0-0 | 0-0 | 0-0 | 0 | 3 | 0 | 0 | 0 | 0 | 0 |
| Sulskis | 17 | 1-6 | 1-4 | 0-0 | 2 | 2 | 0 | 2 | 1 | 0 | 3 |
| Team | | | | | 5 | | | | | | |
| Totals | 200 | 18-55 | 5-19 | 12-24 | 40 | 20 | 5 | 13 | 1 | 2 | 53 |

FG% 3PT% FT% Halftime: UA 29, YSU 27
Zips 35.1 31.6 80.8
Penguins 32.7 26.3 50.0

Officials: Foote, Rodeheffer, Gaffney

GAME #20

Wright State 67
Youngstown State 61
Jan. 29 | Youngstown, Ohio
Beeghly Center

| WSU | MP | FG | 3PT | FT | R | F | AS | TO | BS | ST | TP |
|---------------|------------|--------------|-------------|--------------|-----------|-----------|-----------|----------|----------|----------|-----------|
| • Cooperwood | 22 | 2-5 | 0-0 | 4-5 | 9 | 4 | 1 | 0 | 3 | 0 | 8 |
| • Thomas | 11 | 0-0 | 0-0 | 0-1 | 0 | 2 | 1 | 0 | 0 | 0 | 0 |
| • Evans | 35 | 3-8 | 1-2 | 4-4 | 2 | 2 | 3 | 3 | 0 | 2 | 11 |
| • Brown | 38 | 7-14 | 5-9 | 1-2 | 7 | 1 | 2 | 2 | 1 | 1 | 20 |
| • Graham | 36 | 3-7 | 0-2 | 3-4 | 3 | 1 | 3 | 1 | 0 | 0 | 9 |
| Tabler | 11 | 2-4 | 1-1 | 0-0 | 3 | 1 | 3 | 0 | 0 | 0 | 5 |
| Land | 24 | 2-4 | 1-3 | 7-8 | 1 | 3 | 2 | 1 | 0 | 1 | 12 |
| Pressley | 4 | 0-1 | 0-0 | 0-0 | 0 | 1 | 0 | 0 | 0 | 0 | 0 |
| Horne | 19 | 1-4 | 0-0 | 0-0 | 3 | 2 | 1 | 1 | 0 | 0 | 2 |
| Team | | | | | 1 | | | | | | |
| Totals | 200 | 20-47 | 8-17 | 19-24 | 27 | 19 | 13 | 8 | 4 | 4 | 67 |

| YSU | MP | FG | 3PT | FT | R | F | AS | TO | BS | ST | TP |
|---------------|------------|--------------|-------------|--------------|-----------|-----------|-----------|-----------|----------|----------|-----------|
| • Martin | 27 | 4-7 | 1-1 | 0-0 | 7 | 3 | 4 | 3 | 1 | 1 | 9 |
| • Liles | 18 | 3-6 | 0-0 | 0-0 | 4 | 4 | 1 | 0 | 2 | 0 | 6 |
| • Mays | 36 | 3-11 | 1-2 | 1-2 | 4 | 3 | 3 | 4 | 0 | 0 | 8 |
| • Bright | 20 | 1-4 | 0-0 | 1-2 | 1 | 0 | 1 | 0 | 0 | 0 | 3 |
| • Parks | 33 | 5-9 | 4-7 | 1-3 | 2 | 1 | 1 | 1 | 0 | 1 | 15 |
| Cooksey | 8 | 1-3 | 1-2 | 0-0 | 1 | 0 | 1 | 0 | 0 | 0 | 3 |
| Ward | 21 | 0-2 | 0-1 | 1-2 | 2 | 5 | 3 | 1 | 0 | 0 | 1 |
| Rebillot | 2 | 0-1 | 0-0 | 0-0 | 0 | 0 | 0 | 0 | 0 | 0 | 0 |
| Niemi | 0+ | 0-0 | 0-0 | 0-0 | 0 | 0 | 0 | 0 | 0 | 0 | 0 |
| Boudler | 4 | 1-1 | 0-0 | 0-0 | 2 | 0 | 0 | 0 | 0 | 0 | 2 |
| Blocker | 22 | 4-5 | 0-0 | 4-7 | 3 | 3 | 1 | 1 | 3 | 0 | 12 |
| Sulskis | 9 | 0-3 | 0-3 | 2-2 | 1 | 1 | 0 | 1 | 0 | 1 | 2 |
| Team | | | | | 3 | | | | | | |
| Totals | 200 | 22-52 | 7-16 | 10-18 | 33 | 20 | 15 | 12 | 6 | 3 | 61 |

FG% 3PT% FT% Halftime: WSU 28, YSU 26
Raiders 42.6 47.1 79.2
Penguins 42.3 43.8 55.6

Officials: Mayborg, Skiles, Wymer

GAME #21

Detroit 68
Youngstown State 64 OT
Jan. 31 | Youngstown, Ohio
Beeghly Center

| UDM | MP | FG | 3PT | FT | R | F | AS | TO | BS | ST | TP |
|---------------|------------|--------------|------------|--------------|-----------|-----------|-----------|-----------|----------|----------|-----------|
| • Kennedy | 38 | 9-15 | 0-2 | 6-6 | 4 | 4 | 2 | 3 | 0 | 1 | 24 |
| • Blue | 18 | 2-4 | 0-0 | 0-1 | 0 | 5 | 0 | 1 | 0 | 0 | 4 |
| • Bennett | 11 | 0-1 | 0-0 | 0-0 | 2 | 1 | 0 | 2 | 0 | 0 | 0 |
| • Payne | 43 | 5-11 | 0-0 | 6-9 | 8 | 2 | 8 | 0 | 1 | 2 | 16 |
| • Stephens | 29 | 3-8 | 3-3 | 1-3 | 6 | 1 | 0 | 1 | 0 | 0 | 7 |
| Janer | 11 | 2-2 | 2-2 | 0-0 | 0 | 0 | 0 | 0 | 0 | 0 | 6 |
| Foster | 2 | 0-0 | 0-0 | 0-0 | 0 | 0 | 0 | 0 | 0 | 0 | 0 |
| Hartfield | 3 | 0-1 | 0-0 | 0-0 | 0 | 0 | 0 | 0 | 0 | 0 | 0 |
| Jokic | 12 | 0-2 | 0-0 | 0-0 | 0 | 3 | 1 | 1 | 0 | 0 | 0 |
| Hayes | 26 | 5-10 | 0-0 | 1-5 | 9 | 5 | 1 | 2 | 1 | 1 | 11 |
| Fee | 14 | 0-2 | 0-0 | 0-0 | 3 | 1 | 1 | 2 | 0 | 0 | 0 |
| Harrington | 18 | 0-1 | 0-0 | 0-1 | 1 | 5 | 0 | 2 | 0 | 0 | 0 |
| Team | | | | | 3 | | | | | | |
| Totals | 225 | 26-57 | 2-9 | 14-25 | 36 | 27 | 13 | 14 | 2 | 5 | 68 |

| YSU | MP | FG | 3PT | FT | R | F | AS | TO | BS | ST | TP |
|---------------|------------|--------------|-------------|--------------|-----------|-----------|-----------|-----------|----------|----------|-----------|
| • Martin | 31 | 1-7 | 0-3 | 0-2 | 6 | 2 | 2 | 3 | 0 | 1 | 2 |
| • Parks | 40 | 4-9 | 3-8 | 2-2 | 4 | 2 | 1 | 1 | 0 | 1 | 13 |
| • Liles | 32 | 5-6 | 0-0 | 2-4 | 7 | 3 | 1 | 0 | 2 | 0 | 12 |
| • Mays | 16 | 2-5 | 0-0 | 2-2 | 2 | 2 | 2 | 2 | 0 | 0 | 6 |
| • Bright | 18 | 0-5 | 0-2 | 5-8 | 2 | 1 | 1 | 1 | 0 | 0 | 5 |
| Cooksey | 7 | 0-0 | 0-0 | 0-0 | 0 | 2 | 1 | 0 | 0 | 0 | 0 |
| Ward | 9 | 0-0 | 0-0 | 0-0 | 1 | 0 | 0 | 0 | 0 | 0 | 0 |
| Rebillot | 6 | 1-1 | 0-0 | 0-0 | 1 | 2 | 0 | 0 | 0 | 0 | 2 |
| Niemi | 32 | 1-3 | 1-2 | 2-2 | 0 | 3 | 2 | 2 | 0 | 1 | 5 |
| Boudler | 1 | 0-0 | 0-0 | 0-0 | 0 | 1 | 0 | 0 | 0 | 0 | 0 |
| Blocker | 15 | 1-3 | 0-1 | 2-3 | 3 | 2 | 2 | 3 | 1 | 1 | 4 |
| Sulskis | 17 | 6-9 | 1-4 | 2-4 | 2 | 4 | 2 | 1 | 0 | 0 | 15 |
| Team | | | | | 4 | | | | | | |
| Totals | 225 | 21-48 | 5-20 | 17-27 | 32 | 24 | 14 | 13 | 3 | 4 | 64 |

FG% 3PT% FT% Halftime: YSU 28, UDM 27
Titans 45.6 22.2 56.0
Penguins 43.8 25.0 63.0

Officials: Hutchinson, Hartness, Jacobson

GAME #22

Youngstown State 60
Loyola 49
Feb. 5 | Chicago, Ill.
Gentile Center

| YSU | MP | FG | 3PT | FT | R | F | AS | TO | BS | ST | TP |
|---------------|------------|--------------|-------------|--------------|-----------|-----------|-----------|-----------|----------|----------|-----------|
| • Mays | 36 | 3-11 | 0-4 | 3-4 | 6 | 2 | 5 | 5 | 0 | 0 | 9 |
| • Ward | 6 | 0-0 | 0-0 | 0-0 | 1 | 2 | 1 | 1 | 0 | 0 | 0 |
| • Martin | 29 | 4-10 | 0-1 | 1-2 | 4 | 1 | 2 | 3 | 0 | 0 | 9 |
| • Parks | 14 | 1-2 | 1-2 | 0-0 | 0 | 2 | 0 | 2 | 0 | 0 | 3 |
| • Liles | 14 | 2-4 | 0-0 | 0-0 | 4 | 3 | 2 | 0 | 1 | 0 | 4 |
| Cooksey | 6 | 1-1 | 1-1 | 0-0 | 0 | 0 | 0 | 0 | 0 | 0 | 3 |
| Bright | 32 | 5-8 | 1-1 | 5-8 | 4 | 2 | 1 | 2 | 0 | 2 | 16 |
| Rebillot | 11 | 0-0 | 0-0 | 0-0 | 6 | 3 | 0 | 1 | 0 | 0 | 0 |
| Niemi | 0+ | 0-0 | 0-0 | 0-0 | 0 | 0 | 0 | 0 | 0 | 0 | 0 |
| Boudler | 4 | 0-0 | 0-0 | 0-0 | 1 | 1 | 0 | 0 | 1 | 0 | 0 |
| Blocker | 22 | 2-2 | 0-0 | 2-3 | 5 | 3 | 2 | 2 | 3 | 0 | 6 |
| Sulskis | 26 | 4-10 | 1-4 | 1-2 | 5 | 3 | 2 | 1 | 5 | 1 | 20 |
| Team | | | | | 7 | | | | | | |
| Totals | 200 | 22-48 | 4-13 | 12-19 | 43 | 21 | 14 | 21 | 6 | 5 | 60 |

| LUC | MP | FG | 3PT | FT | R | F | AS | TO | BS | ST | TP |
|---------------|----|------|-----|-----|---|---|----|----|----|----|----|
| • Gibler | 19 | 0-2 | 0-1 | 2-2 | 6 | 0 | 1 | 0 | 0 | 0 | 2 |
| • Van Weelden | 28 | 1-7 | 1-6 | 2-2 | 3 | 1 | 2 | 1 | 0 | 1 | 5 |
| • Cersoli | 34 | 4-16 | 0-6 | 2-2 | 3 | 2 | 1 | 6 | 1 | 4 | 10 |
| • Blount | 33 | 4-17 | 0-1 | 4-8 | 5 | 3 | 2 | 2 | 0 | 0 | 12 |
| • Williams | 16 | 1-5 | 0-0 | 0-0 | 5 | 1 | 0 | 0 | 1 | 1 | 2 |
| Hicks | 3 | 0-1 | 0-1 | 0-0 | 0 | 1 | 0 | 0 | 0 | 0 | 0 |
| Stanley | 0+ | 0-0 | 0-0 | 0-0 | 0 | 1 | 0 | 0 | 1 | 0 | 0 |
| Thomas | 17 | 1-6 | 1-6 | 0-0 | 2 | 2 | 0 | 1 | 0 | 0 | 3 |
| Mc | | | | | | | | | | | |

YOUNGSTOWN STATE

GAME #25 Youngstown State 70 Milwaukee 68 Feb. 14 | Youngstown, Ohio Beeghly Center

| UWM | MP | FG | 3PT | FT | R | F | AS | TO | BS | ST | TP |
|---------------|------------|--------------|--------------|------------|-----------|-----------|-----------|-----------|----------|----------|-----------|
| • Meier | 25 | 3-6 | 1-1 | 0-0 | 4 | 4 | 1 | 2 | 0 | 0 | 7 |
| • Eays | 37 | 8-16 | 1-4 | 2-2 | 11 | 1 | 3 | 2 | 0 | 0 | 19 |
| • Smith | 32 | 3-7 | 0-1 | 2-2 | 2 | 2 | 5 | 4 | 0 | 2 | 8 |
| • Franklin | 38 | 5-9 | 4-7 | 0-0 | 5 | 3 | 3 | 0 | 0 | 1 | 14 |
| • Boyle | 40 | 4-13 | 4-9 | 0-0 | 2 | 1 | 1 | 1 | 0 | 0 | 12 |
| Roberts | 17 | 0-2 | 0-0 | 3-5 | 4 | 2 | 0 | 1 | 0 | 2 | 3 |
| James | 7 | 1-3 | 1-3 | 0-0 | 1 | 0 | 0 | 1 | 1 | 0 | 3 |
| Hill | 2 | 1-1 | 0-0 | 0-0 | 2 | 1 | 0 | 0 | 0 | 0 | 2 |
| Porte | 2 | 0-0 | 0-0 | 0-0 | 1 | 1 | 0 | 0 | 0 | 0 | 0 |
| Team | | | | | 3 | | | | | | |
| Totals | 200 | 25-57 | 11-25 | 7-9 | 35 | 15 | 13 | 11 | 1 | 5 | 68 |

| YSU | MP | FG | 3PT | FT | R | F | AS | TO | BS | ST | TP |
|---------------|------------|--------------|-------------|--------------|-----------|-----------|-----------|-----------|----------|----------|-----------|
| • Martin | 30 | 8-13 | 1-1 | 3-4 | 5 | 2 | 2 | 4 | 0 | 0 | 20 |
| • Liles | 30 | 4-7 | 0-0 | 0-0 | 5 | 4 | 1 | 3 | 3 | 1 | 8 |
| • Mays | 32 | 5-13 | 3-4 | 2-3 | 6 | 1 | 3 | 1 | 0 | 0 | 15 |
| • Ward | 27 | 3-6 | 2-4 | 0-0 | 4 | 2 | 4 | 0 | 0 | 1 | 8 |
| • Parks | 26 | 2-4 | 2-4 | 0-0 | 3 | 0 | 2 | 1 | 0 | 0 | 6 |
| Cooksey | 8 | 1-2 | 0-0 | 2-2 | 1 | 2 | 1 | 0 | 0 | 0 | 4 |
| Bright | 5 | 0-3 | 0-0 | 0-0 | 0 | 0 | 1 | 0 | 0 | 0 | 0 |
| Rebillot | 17 | 0-2 | 0-0 | 2-4 | 3 | 0 | 0 | 0 | 1 | 1 | 2 |
| Boudler | 3 | 0-0 | 0-0 | 0-0 | 0 | 0 | 0 | 0 | 0 | 0 | 0 |
| Sulskis | 22 | 3-9 | 0-2 | 1-2 | 3 | 2 | 14 | 10 | 4 | 3 | 7 |
| Team | | | | | 4 | | | | | | |
| Totals | 200 | 26-59 | 8-15 | 10-15 | 34 | 13 | 14 | 10 | 4 | 3 | 70 |

FG% 43.9 3PT% 44.0 FT% 77.8
Penguins 44.1 53.3 66.7
Halftime: UWM 41, YSU 36
Officials: Foote, Hartness, Sauder

GAME #26 Cleveland State 58 Youngstown State 54 Feb. 17 | Cleveland, Ohio Wolstein Center

| YSU | MP | FG | 3PT | FT | R | F | AS | TO | BS | ST | TP |
|---------------|------------|--------------|------------|--------------|-----------|-----------|-----------|-----------|----------|----------|-----------|
| • Martin | 35 | 6-14 | 0-0 | 0-0 | 13 | 0 | 2 | 2 | 1 | 9 | 12 |
| • Parks | 15 | 1-3 | 0-1 | 0-0 | 0 | 3 | 1 | 3 | 0 | 0 | 2 |
| • Liles | 22 | 6-7 | 0-0 | 0-1 | 4 | 0 | 0 | 1 | 0 | 1 | 12 |
| • Mays | 32 | 1-3 | 1-1 | 2-2 | 4 | 3 | 4 | 1 | 0 | 1 | 5 |
| • Ward | 12 | 1-3 | 0-1 | 0-0 | 2 | 0 | 0 | 2 | 0 | 1 | 2 |
| Cooksey | 1 | 0-0 | 0-0 | 0-0 | 0 | 0 | 0 | 1 | 0 | 0 | 0 |
| Bright | 22 | 1-4 | 0-0 | 3-4 | 1 | 1 | 0 | 2 | 0 | 2 | 5 |
| Rebillot | 12 | 0-1 | 0-0 | 0-0 | 1 | 4 | 0 | 1 | 1 | 0 | 0 |
| Niemi | 8 | 0-0 | 0-0 | 0-0 | 0 | 1 | 2 | 2 | 0 | 0 | 0 |
| Boudler | 9 | 0-0 | 0-0 | 2-2 | 1 | 1 | 0 | 1 | 0 | 0 | 2 |
| Sulskis | 32 | 4-11 | 1-4 | 5-6 | 7 | 4 | 4 | 2 | 0 | 0 | 14 |
| Team | | | | | 4 | | | | | | |
| Totals | 200 | 20-46 | 2-7 | 12-15 | 34 | 21 | 13 | 17 | 3 | 5 | 54 |

| CSU | MP | FG | 3PT | FT | R | F | AS | TO | BS | ST | TP |
|---------------|------------|--------------|-------------|--------------|-----------|-----------|-----------|-----------|----------|-----------|-----------|
| • Brown | 31 | 0-3 | 0-1 | 0-0 | 7 | 3 | 5 | 4 | 0 | 1 | 0 |
| • Bullock | 37 | 5-13 | 1-2 | 6-7 | 7 | 1 | 1 | 2 | 1 | 1 | 17 |
| • Moore | 16 | 3-5 | 0-0 | 0-2 | 2 | 4 | 0 | 0 | 0 | 0 | 6 |
| • Jackson | 38 | 6-10 | 0-2 | 6-10 | 5 | 3 | 4 | 4 | 0 | 7 | 18 |
| • Cole | 35 | 3-14 | 1-6 | 0-0 | 3 | 2 | 2 | 0 | 0 | 1 | 7 |
| Harmon | 14 | 0-2 | 0-2 | 0-0 | 2 | 3 | 0 | 0 | 2 | 0 | 0 |
| Montgomery | 5 | 0-1 | 0-0 | 0-0 | 0 | 0 | 0 | 1 | 0 | 2 | 0 |
| Tandy | 22 | 4-8 | 0-0 | 2-3 | 7 | 4 | 0 | 1 | 3 | 1 | 10 |
| Fields | 2 | 0-0 | 0-0 | 0-0 | 0 | 0 | 0 | 0 | 0 | 0 | 0 |
| Team | | | | | 3 | | | | | | |
| Totals | 200 | 21-56 | 2-13 | 14-22 | 34 | 19 | 14 | 12 | 4 | 15 | 58 |

FG% 43.5 3PT% 28.6 FT% 80.0
Penguins 37.5 15.4 63.6
Halftime: CSU 34, YSU 23
Officials: Foote, Fogarty, Anslinger

GAME #27 Youngstown State 68 Saint Peter's (N.J.) 64 Feb. 21 | Youngstown, Ohio Beeghly Center

| SPC | MP | FG | 3PT | FT | R | F | AS | TO | BS | ST | TP |
|---------------|------------|--------------|-------------|--------------|-----------|-----------|----------|----------|----------|----------|-----------|
| • Traore | 18 | 0-1 | 0-0 | 0-0 | 3 | 4 | 3 | 0 | 1 | 0 | 0 |
| • Bacon | 35 | 7-9 | 0-0 | 1-2 | 7 | 3 | 1 | 3 | 3 | 0 | 15 |
| • Gooding | 33 | 0-5 | 0-1 | 5-8 | 9 | 3 | 2 | 1 | 0 | 1 | 5 |
| • Jenkins | 36 | 7-15 | 4-8 | 1-3 | 1 | 2 | 1 | 0 | 0 | 1 | 19 |
| • Leon | 26 | 5-16 | 2-6 | 6-6 | 3 | 3 | 0 | 3 | 0 | 1 | 18 |
| Hall | 25 | 0-1 | 0-1 | 1-2 | 2 | 2 | 2 | 2 | 0 | 0 | 1 |
| Kabongo | 0+ | 0-0 | 0-0 | 0-0 | 0 | 1 | 0 | 0 | 0 | 0 | 0 |
| Costner | 27 | 2-3 | 1-1 | 1-2 | 2 | 3 | 0 | 0 | 0 | 0 | 6 |
| Team | | | | | 2 | | | | | | |
| Totals | 200 | 21-50 | 7-17 | 15-23 | 29 | 21 | 9 | 9 | 4 | 4 | 64 |

| YSU | MP | FG | 3PT | FT | R | F | AS | TO | BS | ST | TP |
|---------------|------------|--------------|-------------|--------------|-----------|-----------|-----------|----------|----------|----------|-----------|
| • Martin | 36 | 1-10 | 0-3 | 2-2 | 12 | 2 | 0 | 3 | 0 | 1 | 4 |
| • Liles | 26 | 2-5 | 0-0 | 4-5 | 8 | 3 | 4 | 0 | 1 | 0 | 8 |
| • Mays | 35 | 4-13 | 2-4 | 3-4 | 3 | 3 | 4 | 2 | 0 | 1 | 13 |
| • Niemi | 2 | 0-1 | 0-1 | 0-2 | 0 | 0 | 0 | 0 | 0 | 0 | 0 |
| • Parks | 26 | 5-10 | 3-5 | 0-0 | 1 | 3 | 3 | 1 | 0 | 0 | 13 |
| Cooksey | 5 | 1-1 | 0-0 | 0-0 | 1 | 1 | 1 | 0 | 0 | 0 | 2 |
| Bright | 26 | 2-6 | 0-2 | 2-3 | 1 | 1 | 1 | 1 | 0 | 0 | 6 |
| Ward | 6 | 0-0 | 0-0 | 0-0 | 0 | 2 | 0 | 0 | 0 | 0 | 0 |
| Rebillot | 17 | 1-1 | 0-0 | 2-2 | 6 | 0 | 1 | 1 | 2 | 0 | 4 |
| Boudler | 1 | 0-0 | 0-0 | 0-0 | 0 | 0 | 0 | 0 | 0 | 0 | 1 |
| Sulskis | 20 | 6-11 | 1-2 | 5-8 | 2 | 4 | 1 | 1 | 0 | 0 | 18 |
| Team | | | | | 7 | | | | | | |
| Totals | 200 | 22-58 | 6-17 | 18-26 | 41 | 19 | 15 | 9 | 3 | 3 | 68 |

FG% 42.0 3PT% 41.2 FT% 65.2
Penguins 37.5 35.3 69.2
Halftime: YSU 32, SPC 30
Officials: Ferguson, Aprahamian, Smith

GAME #28 No. 23/24 Butler 78 Youngstown State 57 Feb. 26 | Indianapolis, Ind. Hinkle Fieldhouse

| YSU | MP | FG | 3PT | FT | R | F | AS | TO | BS | ST | TP |
|---------------|------------|--------------|-------------|--------------|-----------|-----------|----------|----------|----------|----------|-----------|
| • Martin | 32 | 7-9 | 0-0 | 1-4 | 6 | 0 | 0 | 1 | 0 | 0 | 15 |
| • Parks | 21 | 0-4 | 0-3 | 2-2 | 3 | 1 | 0 | 1 | 0 | 0 | 2 |
| • Liles | 26 | 3-8 | 0-0 | 3-4 | 6 | 5 | 2 | 0 | 1 | 0 | 9 |
| • Mays | 31 | 2-11 | 1-3 | 0-0 | 3 | 3 | 2 | 3 | 0 | 1 | 5 |
| • Ward | 23 | 0-6 | 0-4 | 2-4 | 1 | 1 | 0 | 0 | 1 | 0 | 2 |
| Cooksey | 10 | 0-2 | 0-0 | 0-0 | 1 | 1 | 2 | 1 | 0 | 0 | 0 |
| Bright | 18 | 2-3 | 1-2 | 5-5 | 0 | 1 | 1 | 1 | 0 | 0 | 10 |
| Rebillot | 8 | 0-1 | 0-0 | 0-0 | 1 | 5 | 0 | 0 | 0 | 1 | 0 |
| Niemi | 2 | 0-0 | 0-0 | 0-0 | 0 | 0 | 0 | 0 | 0 | 0 | 0 |
| Boudler | 9 | 0-1 | 0-0 | 2-2 | 0 | 1 | 0 | 0 | 0 | 2 | 2 |
| Sulskis | 20 | 5-8 | 1-2 | 1-3 | 4 | 4 | 1 | 1 | 0 | 0 | 12 |
| Team | | | | | 4 | | | | | | |
| Totals | 200 | 19-53 | 3-14 | 16-24 | 24 | 22 | 8 | 8 | 2 | 4 | 57 |

| BU | MP | FG | 3PT | FT | R | F | AS | TO | BS | ST | TP |
|---------------|------------|--------------|-------------|--------------|-----------|-----------|-----------|-----------|----------|----------|-----------|
| • Hayward | 29 | 3-7 | 2-4 | 6-7 | 5 | 1 | 4 | 0 | 2 | 1 | 14 |
| • Veasley | 19 | 4-5 | 1-2 | 3-3 | 8 | 3 | 1 | 2 | 0 | 0 | 12 |
| • Howard | 30 | 10-16 | 0-0 | 5-7 | 10 | 2 | 0 | 1 | 0 | 1 | 25 |
| • Mack | 29 | 2-6 | 0-3 | 2-2 | 3 | 3 | 6 | 2 | 0 | 1 | 6 |
| • Nored | 30 | 2-3 | 0-1 | 0-3 | 4 | 1 | 5 | 1 | 0 | 2 | 4 |
| Vanzant | 13 | 2-3 | 2-2 | 1-2 | 2 | 3 | 1 | 1 | 0 | 0 | 7 |
| Hahn | 12 | 1-2 | 0-1 | 0-0 | 1 | 3 | 0 | 1 | 0 | 0 | 2 |
| Anglin | 0-2 | 0-0 | 0-0 | 0-0 | 0 | 0 | 0 | 0 | 0 | 0 | 0 |
| Rodgers | 2 | 0-0 | 0-0 | 0-0 | 0 | 0 | 0 | 0 | 0 | 0 | 0 |
| Leienhecker | 12 | 0-2 | 0-2 | 0-0 | 0 | 0 | 0 | 1 | 0 | 0 | 0 |
| Jukes | 4 | 0-0 | 0-0 | 0-2 | 0 | 0 | 0 | 0 | 0 | 0 | 0 |
| Butcher | 18 | 4-5 | 0-0 | 0-0 | 3 | 3 | 0 | 2 | 0 | 0 | 8 |
| Team | | | | | 4 | | | | | | |
| Totals | 200 | 28-51 | 5-15 | 17-26 | 40 | 19 | 17 | 11 | 2 | 5 | 78 |

FG% 35.8 3PT% 21.4 FT% 66.7
Penguins 54.9 33.3 65.4
Halftime: BU 38, YSU 28
Officials: Roberts, Skiles, Carstensen

GAME #29 Valparaiso 67 Youngstown State 59 Feb. 28 | Valparaiso, Ind. Athletics-Recreation Center

| YSU | MP | FG | 3PT | FT | R | F | AS | TO | BS | ST | TP |
|---------------|------------|--------------|-------------|--------------|-----------|-----------|-----------|-----------|----------|----------|-----------|
| • Martin | 35 | 5-11 | 0-1 | 3-4 | 3 | 2 | 0 | 1 | 1 | 2 | 13 |
| • Parks | 18 | 2-4 | 1-3 | 0-0 | 5 | 2 | 1 | 4 | 0 | 1 | 5 |
| • Liles | 19 | 2-7 | 0-0 | 0-0 | 4 | 5 | 2 | 2 | 0 | 0 | 4 |
| • Mays | 33 | 3-7 | 3-6 | 2-4 | 7 | 2 | 4 | 6 | 0 | 1 | 11 |
| • Bright | 24 | 3-7 | 0-2 | 2-4 | 3 | 2 | 1 | 1 | 0 | 0 | 8 |
| Cooksey | 7 | 2-3 | 1-2 | 0-0 | 1 | 0 | 0 | 2 | 0 | 0 | 5 |
| Ward | 16 | 1-3 | 1-1 | 0-0 | 1 | 1 | 1 | 1 | 0 | 0 | 3 |
| Rebillot | 20 | 1-3 | 0-0 | 2-2 | 5 | 1 | 0 | 0 | 0 | 1 | 4 |
| Boudler | 7 | 0-0 | 0-0 | 0-0 | 1 | 1 | 0 | 0 | 0 | 0 | 0 |
| Sulskis | 21 | 1-5 | 0-2 | 4-5 | 3 | 5 | 2 | 2 | 0 | 0 | 6 |
| Team | | | | | 4 | | | | | | |
| Totals | 200 | 20-50 | 6-17 | 13-19 | 37 | 20 | 12 | 19 | 1 | 5 | 59 |

| VU | MP | FG | 3PT | FT | R | F | AS | TO | BS | ST | TP |
|------------|----|------|-----|-----|---|---|----|----|----|----|----|
| • Igbavboa | 34 | 3-8 | 0-1 | 6-7 | 9 | 2 | 6 | 1 | 2 | 0 | 12 |
| • Witt | 18 | 6-11 | 0-0 | 0-0 | 1 | 3 | 0 | 2 | 3 | 1 | 12 |
| • Rogers | 37 | 4-5 | 2-2 | 2-2 | 8 | 1 | 1 | 1 | 0 | 4 | 12 |
| • Little | 35 | 4-9 | 2-5 | 3-6 | 2 | 1 | 1 | 1 | 0 | 3 | 13 |
| • Diebler | 38 | 2-7 | 2-7 | 0-2 | 1 | 3 | 2 | 2 | 0 | 1 | 6 |
| Haskins | 10 | 1-3 | 0-2 | 0-0 | 1 | 3 | 0 | 2 | | | |

